ENTAK

Quality and Innovation

ELECTRIC CYLINDER N/CTY

电动缸N/CTY



螺桿系列模組
Ball Screw Type Module

主要用途 Main Usage:

多運用於工作定位、夾取、搬運、插件等產能自動化。
Positioning, Pick and place, Carrying, Press-fitting.

運用範圍 Applications:

▲電子部品組裝 Electronic device assemble
▲液體注入填充裝置 Liquid filling
▲點熔接裝置 Welding
▲電路板與晶圓盒定位插入裝置 Press-fitting of Circuit Board and Wafer Box
▲物件整列靠齊 Unit arrangement.

產業 Industries:

■TFT-LCD液晶面板設備 TFT-LCD
■半導體設備 Semiconductor
■LED線上設備 LED
■太陽能設備 Solar energy

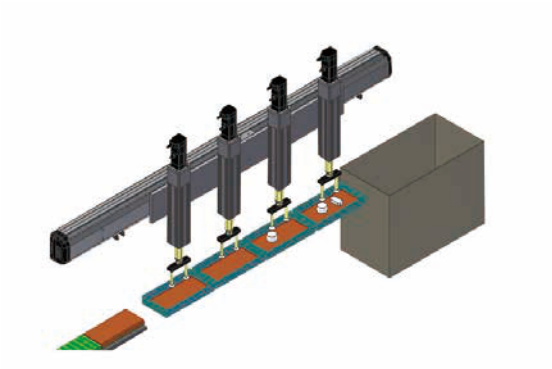

軌道內嵌式螺桿系列
Built-in Linear Motion Guide Ball Screw Actuator
CGH Series

螺桿系列
Standard Ball Screw Actuator
NC Series

軌道內嵌推桿式螺桿系列
Rod Type Built-in Linear Motion Guide Ball Screw Actuator
CTY Series

規格索引- 推桿式螺桿滑台系列

Spec Index　Rod Type Built-in Guideway Ball Screw Actuator

使用環境 Use Where	傳動方式 Driven Mode	仕樣 Model Specification	馬達容量 Motor Output (w)	本體寬幅 Width(mm)	位置重複精度 Repeatability(mm)	螺桿規格(C7級) Ball Screw Spec		最大可搬重量 Maximum Payload(kg)		最高速度*1 Maximum Speed (mm/s)
						外徑 Outer Diameter(mm)	導程 Lead(mm)	水平使用 Horizontal	垂直使用 Vertical	
一般環境 Standard Environment	滾珠螺桿 Ball Screw	N50	100W	52	±0.01	12	5	30	12	250
							10	15	5	500
		N50D	100W	52	±0.01	12	5	30	12	250
							10	15	5	500
		N50L	100W	52	±0.01	12	5	30	12	250
							10	15	5	500
		N65	400W	65	±0.01	16	5	110	33	250
							10	88	22	500
							16	48	10	800
							20	40	8	1000
		N65D	400W	65	±0.01	16	5	110	33	250
							10	88	22	500
							16	48	10	800
							20	40	8	1000
		N65L	400W	65	±0.01	16	5	110	33	250
							10	88	22	500
							16	48	10	800
							20	40	8	1000

*1:最高速度(MM/S)是以伺服馬達最高轉速3000RPM為基準。
The highest speed is based on the maximum servo motor's rpm (3000).

規格索引-軌道內嵌推桿式螺桿滑台系列

Spec Index　Rod Type Built-in Guideway Ball Screw Actuator

使用環境 Use Where	傳動方式 Driven Mode	仕樣 Model Specification	馬達容量 Motor Output (w)	本體寬幅 Width(mm)	位置重複精度 Repeatability(mm)	螺桿規格(C7級) Ball Screw Spec		最大可搬重量*3 Maximum Payload(kg)		最高速度*1 Maximum Speed (mm/s)
						外徑 Outer Diameter(mm)	導程 Lead(mm)	水平使用 Horizontal	垂直使用 Vertical	
一般環境 Standard	滾珠螺桿 Ball Screw	CTY4	50W	44	±0.01	10	2	25	8	100
			100W				6	20	5	300
							12	12	2	600
		CTY5	100W	54	±0.01	12	2	30	10	100
							5	30	10	250
							10	15	5	500
							20	10	2.5	1000
		CTY8	200W	82	±0.01	16	5	50	15	250
			400W				10	30	8	500
							20	18	3	1000
		CTY12	400W	120	±0.01	16	5	110	33	250
							10	88	22	500
							20	40	10	1000
							32	30	8	1600

*1:最高速度(MM/S)是以伺服馬達最高轉速3000RPM為基準。
The highest speed is based on the maximum servo motor's rpm (3000).
*3:此荷重條件外部需搭配輔助滑軌以承受徑向負載。
When the stroke is over 300mm, the run-out of the ballscrew will occur.

標準行程及最高使用速度*2 Stroke(mm) & Maximum Speed(mm/s) 代表速度 Speed																												頁數 Page
行程 Stroke	50	100	150	200	250	300	350	400	450	500	550	600	650	700	750	800	850	900	950	1000	1100	1200	1300	1400	1500	1600	1700	
	250				200	150																						013
	500				400	300																						
	250				200	150																						019
	500				400	300																						
	250				200	150																						023
	500				400	300																						
	250						200		150																			027
	500						400		300																			
	800						640		480																			
	1000						800		600																			
	250						200		150																			033
	500						400		300																			
	800						640		480																			
	1000						800		600																			
	250						200		150																			037
	500						400		300																			
	800						640		480																			
	1000						800		600																			

*2:標準行程內的黑色數字，代表該行程內可使用的最高安全速度。若超過此速度，滑台可能會有嚴重共振產生。
Written here is the standard storke's maximum safe speed. If over this speed, it may casue serious virbration.

標準行程及最高使用速度*2 Stroke(mm) & Maximum Speed(mm/s) 代表速度 Speed																											頁數 Page
行程 Stroke	50	100	150	200	250	300	350	400	450	500	550	600	650	700	750	800	850	900	950	1000	1050	1100	1200	1300	1400	1500	1600	
			100																									043
			300																									
			600																									
				100																								051
				250																								
				500																								
				1000																								
						250										225												055
						500										450												
						1000										900												
							600																					063
							500																					
							1000																					
							1000																					

*2:標準行程內的黑色數字，代表該行程內可使用的最高安全速度。若超過此速度，滑台可能會有嚴重共振產生。
Written here is the standard storke's maximum safe speed. If over this speed, it may casue serious virbration.

MEMO

滑台系列

N Series

推桿式螺桿滑台

Rod Type Actuator

CONTENTS

一般環境 / 螺桿式樣 Standard/Ball Screw



此圖僅供參考，出貨規格詳見尺寸圖面
The picture is just for the reference. Please check the the actual dimensions on the drawing.

最大行程 Maximum Stroke	最高速度 Maximum Speed	馬達容量 Motor Output	滾珠螺桿 Ball Screw
500mm	500mm/s	100W	⌀12mm

型號表示方式 Ordering Method

N50 - L5 - 100 - BC - M10B - C4 - 0001

本體型號
Model

特注式樣
Customization Order No.

行程
Stroke

50-500mm
50間隔 50 mm Pitch

螺桿導程
Ball Screw Lead

5	5mm
10	10mm

馬達位置
Motor Position

BC	馬達外露 Motor Exposed
BW	馬達上折 Motor Top Side
BM	馬達下折 Motor Bottom Side
BL	馬達左折 Motor Left Side
BR	馬達右折 Motor Right Side

馬達廠牌、功率
Motor Brand、Power Output

M	三菱 Mitsubishi	10	100W	B
P	松下 Panasonic	20	-	
Y	安川 Yaskawa	40	-	
T	台達 Delta	75	-	

*若無煞車則不表示。*If No Brake, No Description.

原點感應器
Home Sensor

外掛型 Out Side	
C	馬達側 Motor Side
D	反馬達側 Opposite Motor Side
無 SENSOR No Sensor	
E	無 SENSOR No Sensor

端點極限感應器
Limit Senso

外掛型 Out Side	
3	1只 1 Pc
4	2只 2 Pc
無 SENSOR No Sensor	
5	無 SENSOR No Sensor

基本仕樣 Specification

規格 Spec	位置重複精度 Repeatability (mm)		±0.01	
	螺桿導程 Ball Screw Lead (mm)		5	10
	最高速度 Maximum Speed (mm/s)		250	500
	最大可搬重量 Maximum Payload	水平使用 Horizontal (kg)	30	15
		垂直使用 Vertical (kg)	12	5
	定格推力 Rated Thrust (N)		341	170
	標準行程 Stroke Pitch (mm※1		50-500mm / 50 間隔	
部品 Parts	AC 伺服馬達容量 AC Servo Motor Output (W)		100	
	滾珠螺桿外徑 Ball Screw Ø (mm)		C7Ø12	
	連軸器 Coupling (mm)		8X8	
	原點感應器 Home Sensor	外掛 Outside	CS-6T(NPN)	

※1 行程超過 200 時，會產生螺桿偏擺，此時請將速度調降。
When the stroke is over 200mm, the run-out of the ball screw will occur. We recommend to low down the working speed under this circumstances.
＊符合型錄規範的正常使用下，保證壽命為 10000 公里。
Operation life is 10,000km when the product is using under the specified conditions.
＊倒吊使用無法套用標準規範，如有需求請洽詢我司業務。
Data information is not for ceiling-mount inverse use. Contact us for the details if you want to apply ceiling-mount inverse usage.

感應器接線圖 < 原點及端點 > Sensor Layout

一般性負載：如繼電器或其它之電阻性負載
General load : Such as relay or other resistive load

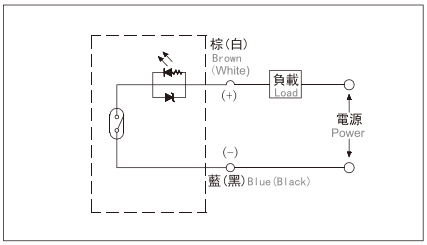

可程式控制器接線圖
Programmable controller connection diagram

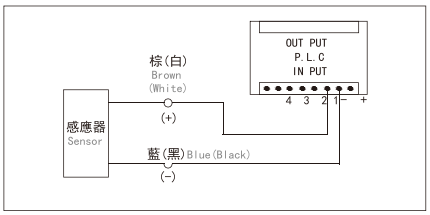

防止迴轉精度 Anti-rotating Accuracy

出力桿的防止迴轉精度
Anti-rotating Accuracy of Rod

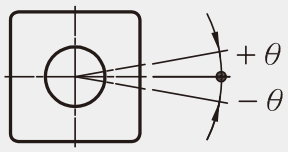

防止迴轉精度 θ Anti-rotating accuracy
±0.01°

※ 使用時請避免活塞桿承受迴轉扭力，因為有可能會造成防轉塊變形，導致自動開關反應異常，內部滑軌變形，進而造成增加作動阻抗 。

※Avoid using the electric actuator in such a way that rotational torque would be applied to the piston rod.
This may cause deformation of the Anti-rotating guide, abnormal responses of the auto switch, play in the internal guide or an increase in the sliding resistance.

搭配伺服馬達一覽表 Suitable Motor Brand

廠牌 Brand	馬達記號 Mark	煞車有無 Brake	馬達容量 Watt	電源電壓 AC-Voltage	伺服馬達型號 Motor Model	驅動器型號 Driver Model
三菱 Mitsubishi	M	無煞車（水平仕樣） No Brake (Horizontal Type)	100	220	HG-KR13	MR-J4-10A
		有煞車（垂直仕樣） With Brake (Vertical Type)	100	220	HG-KR13B	MR-J4-10A
松下 Panasonic	P	無煞車（水平仕樣） No Brake (Horizontal Type)	100	220	MSMD012G1U	MADHT1505
		有煞車（垂直仕樣） With Brake (Vertical Type)	100	220	MSMD012G1V	MADHT1505
台達 Delta	T	無煞車（水平仕樣） No Brake (Horizontal Type)	100	220	ECMA-C20401ES	ASD-B20121-B
		有煞車（垂直仕樣） With Brake (Vertical Type)	100	220	ECMA-C20401FS	ASD-B20121-B

馬達上折/馬達下折
Motor Top Side / Motor Bottom Side

BW 馬達上折 Motor Top Side

2D CAD 3D CAD ● CAD图可至www.entak.cn下载 ●

單位 Unit : mm

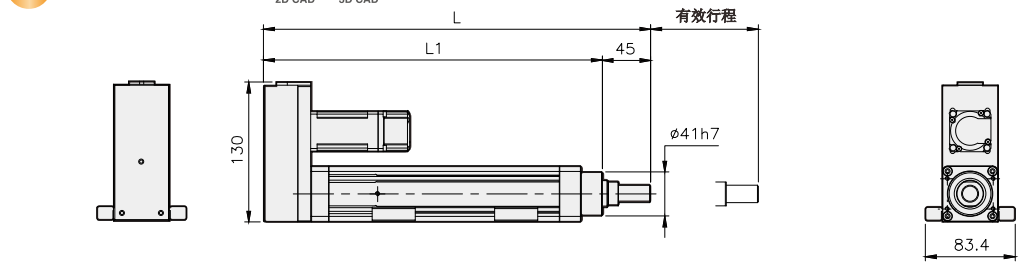

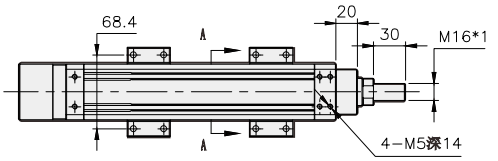

固定方式

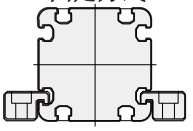

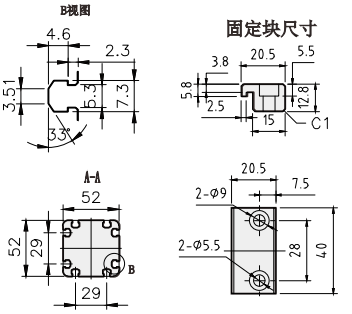

有效行程	50	100	150	200	250	300	350	400	450	500
L	310	360	410	460	510	560	610	660	710	760
L1	265	315	365	415	465	515	565	615	665	715
KG	2.43	2.68	2.94	3.20	3.50	3.71	3.91	4.18	4.43	4.65

BM 馬達下折 Motor Bottom Side

2D CAD 3D CAD ● CAD图可至www.entak.cn下载 ●

單位 Unit : mm

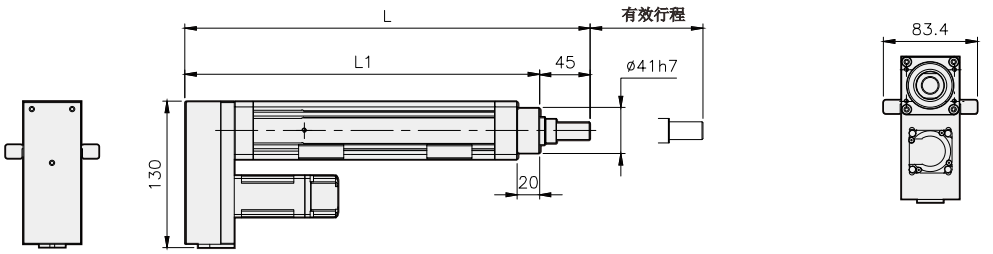

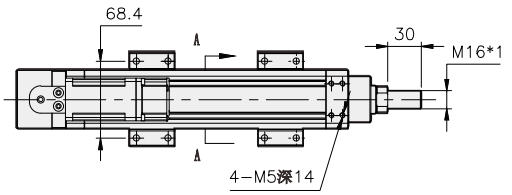

固定方式

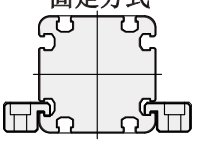

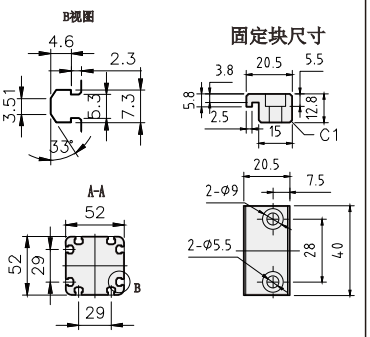

有效行程	50	100	150	200	250	300	350	400	450	500
L	310	360	410	460	510	560	610	660	710	760
L1	265	315	365	415	465	515	565	615	665	715
KG	2.43	2.68	2.94	3.20	3.50	3.71	3.91	4.18	4.43	4.65

馬達左折/馬達右折
Motor Left Side / Motor Right Side

BL 馬達左折 Motor Left Side

2D CAD 3D CAD ● CAD图可至www.entak.cn下载 ●

單位 Unit : mm

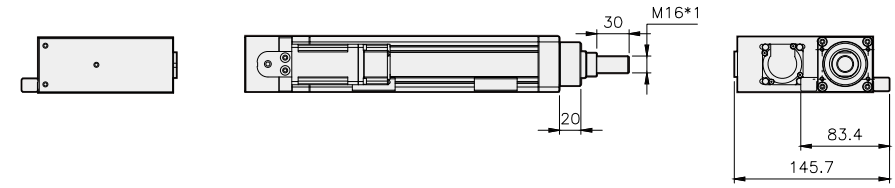

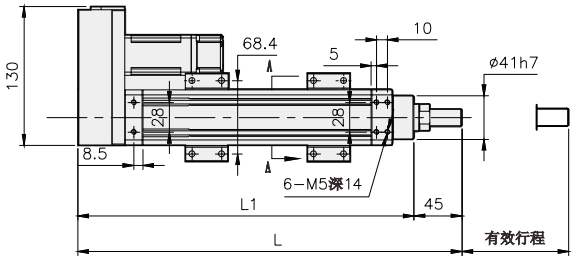

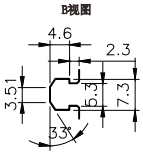

固定块尺寸

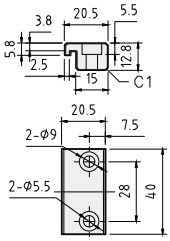

固定方式

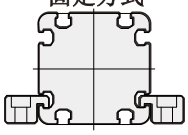

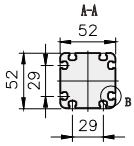

有效行程	50	100	150	200	250	300	350	400	450	500
L	310	360	410	460	510	560	610	660	710	760
L1	265	315	365	415	465	515	565	615	665	715
KG	2.43	2.68	2.94	3.20	3.50	3.71	3.91	4.18	4.43	4.65

BR 馬達右折 Motor Right Side

2D CAD 3D CAD ● CAD图可至www.entak.cn下载 ●

單位 Unit : mm

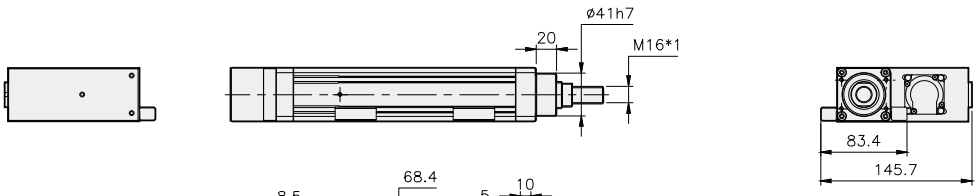

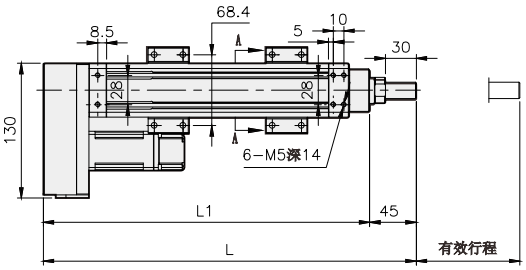

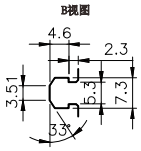

固定块尺寸

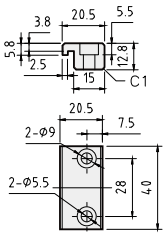

固定方式

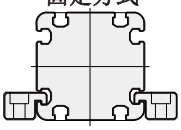

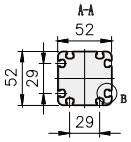

有效行程	50	100	150	200	250	300	350	400	450	500
L	310	360	410	460	510	560	610	660	710	760
L1	265	315	365	415	465	515	565	615	665	715
KG	2.43	2.68	2.94	3.20	3.50	3.71	3.91	4.18	4.43	4.65

馬達外露
Motor Exposed

BC 馬達外露 Motor Exposed

2D CAD 3D CAD

• CAD图可至www.entak.cn下载 •

單位 Unit : mm

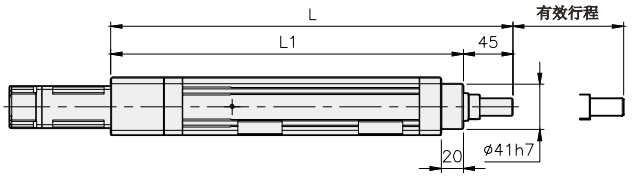

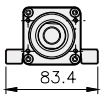

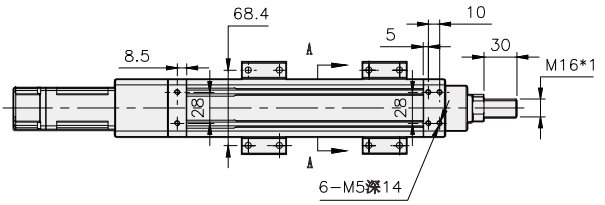

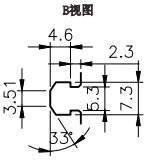

固定块尺寸

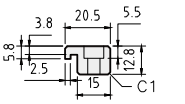

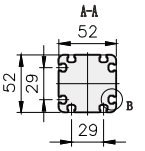

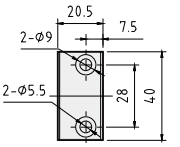

固定方式

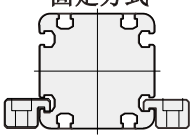

有效行程	50	100	150	200	250	300	350	400	450	500
L	314	364	414	464	514	564	614	664	714	764
L1	269	319	369	419	469	519	569	619	669	719
KG	2.38	2.67	2.96	3.26	3.55	3.87	4.17	4.48	4.78	5.09

MEMO

N50D 單軸/1-axis

螺桿驅動
Ball Screw Drive



此圖僅供參考，出貨規格詳見尺寸圖面
The picture is just for the reference. Please check the the actual dimensions on the drawing.

最大行程 Maximum Stroke	最高速度 Maximum Speed	馬達容量 Motor Output	滾珠螺桿 Ball Screw	導桿軸心 Dia Of Shaft
500mm	500mm/s	100W	ø12mm	ø12mm-2pcs

型號表示方式 Ordering Method

N50D - L5 - 100 - BC - M10B - C4 - 0001

本體型號
Model

特注式樣
Customization Order No.

行程
Stroke

50-500mm
50間隔 50 mm Pitch

螺桿導程
Ball Screw Lead

5	5mm
10	10mm

馬達位置
Motor Position

BC	馬達外露 Motor Exposed
BW	馬達上折 Motor Top Side
BM	馬達下折 Motor Bottom Side

馬達廠牌、功率
Motor Brand、Power Output

M	三菱 Mitsubishi	10	100W	B
P	松下 Panasonic	20	-	
Y	安川 Yaskawa	40	-	
T	台達 Delta	75	-	

*若無煞車則不表示。*If No Brake, No Description.

原點感應器
Home Sensor

外掛型 Out Side	
C	馬達側 Motor Side
D	反馬達側 Opposite Motor Side
無 SENSOR No Sensor	
E	無 SENSOR No Sensor

端點極限感應器
Limit Senso

外掛型 Out Side	
3	1只 1 Pc
4	2只 2 Pc
無 SENSOR No Sensor	
5	無 SENSOR No Sensor

基本仕樣 Specification

規格 Spec	位置重複精度 Repeatability (mm)		±0.01	
	螺桿導程 Ball Screw Lead (mm)		5	10
	最高速度 Maximum Speed (mm/s)		250	500
	最大可搬重量 Maximum Payload	水平使用 Horizontal (kg)	30	15
		垂直使用 Vertical (kg)	12	5
	定格推力 Rated Thrust (N)		341	170
	標準行程 Stroke Pitch (mm)※1		50-500mm / 50 間隔	
部品 Parts	AC 伺服馬達容量 AC Servo Motor Output (W)		100	
	滾珠螺桿外徑 Ball Screw Ø (mm)		C7Ø12	
	連軸器 Coupling (mm)		8X8	
	原點感應器 Home Sensor	外掛 Outside	CS-6T(NPN)	

※1 行程超過 200 時，會產生螺桿偏擺，此時請將速度調降。
When the stroke is over 200mm, the run-out of the ball screw will occur. We recommend to low down the working speed under this circumstances.
＊符合型錄規範的正常使用下，保證壽命為 10000 公里。
Operation life is 10,000km when the product is using under the specified conditions.
＊倒吊使用無法套用標準規範，如有需求請洽詢我司業務。
Data information is not for ceiling-mount inverse use.Contact us for the details if you want to apply ceiling-mount inverse usage.

感應器接線圖 < 原點及端點 > Sensor Layout

一般性負載：如繼電器或其它之電阻性負載
General load : Such as relay or other resistive load

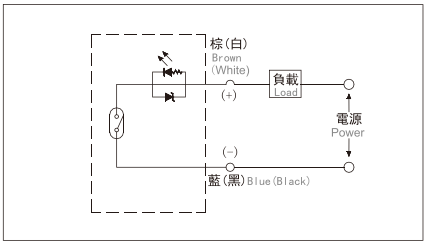

可程式控制器接線圖
Programmable controller connection diagram

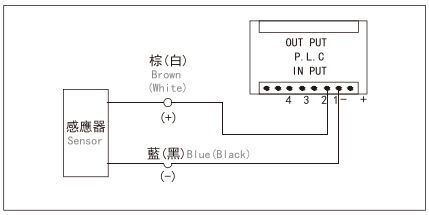

防止迴轉精度 Anti-rotating Accuracy

出力桿的防止迴轉精度
Anti-rotating Accuracy of Rod

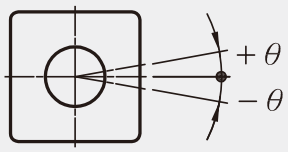

防止迴轉精度 θ Anti-rotating accuracy
±0.01°

※ 使用時請避免活塞桿承受迴轉扭力，因為有可能會造成防轉塊變形，導致自動開關反應異常，內部滑軌變形，進而造成增加作動阻抗 。

※Avoid using the electric actuator in such a way that rotational torque would be applied to the piston rod.
This may cause deformation of the Anti-rotating guide, abnormal responses of the auto switch, play in the internal guide or an increase in the sliding resistance.

搭配伺服馬達一覽表 Suitable Motor Brand

廠牌 Brand	馬達記號 Mark	煞車有無 Brake	馬達容量 Watt	電源電壓 AC-Voltage	伺服馬達型號 Motor Model	驅動器型號 Driver Model
三菱 Mitsubishi	M	無煞車（水平仕樣） No Brake (Horizontal Type)	100	220	HG-KR13	MR-J4-10A
		有煞車（垂直仕樣） With Brake (Vertical Type)	100	220	HG-KR13B	MR-J4-10A
松下 Panasonic	P	無煞車（水平仕樣） No Brake (Horizontal Type)	100	220	MSMD012G1U	MADHT1505
		有煞車（垂直仕樣） With Brake (Vertical Type)	100	220	MSMD012G1V	MADHT1505
台達 Delta	T	無煞車（水平仕樣） No Brake (Horizontal Type)	100	220	ECMA-C20401ES	ASD-B20121-B
		有煞車（垂直仕樣） With Brake (Vertical Type)	100	220	ECMA-C20401FS	ASD-B20121-B

馬達上折/馬達下折
Motor Top Side / Motor Bottom Side

BW 馬達上折 Motor Top Side

2D CAD 3D CAD ● CAD图可至www.entak.cn下载 ●

單位 Unit : mm

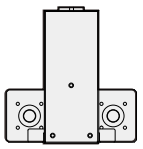

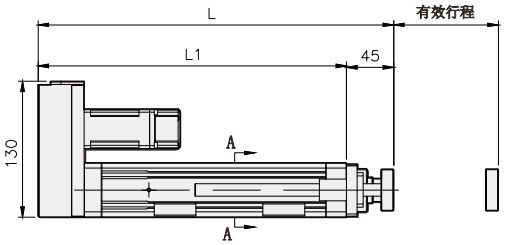

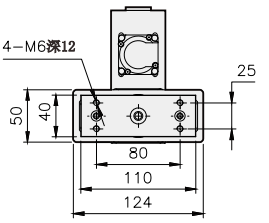

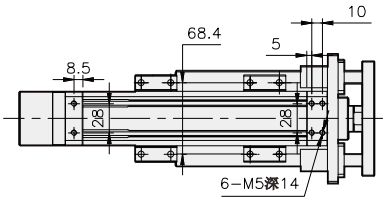

B视图

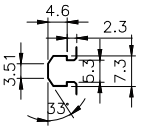

固定块尺寸

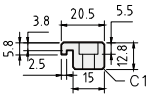

固定方式

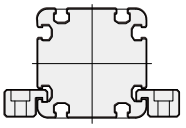

A-A

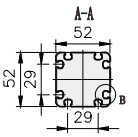

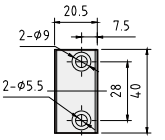

有效行程	50	100	150	200	250	300	350	400	450	500
L	290	340	390	440	490	540	590	640	690	740
L1	245	295	345	395	445	495	545	595	545	695
KG	3.02	3.36	3.71	4.05	4.39	4.74	5.06	5.41	5.74	6.08

BM 馬達下折 Motor Bottom Side

2D CAD 3D CAD ● CAD图可至www.entak.cn下载 ●

單位 Unit : mm

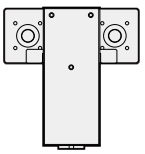

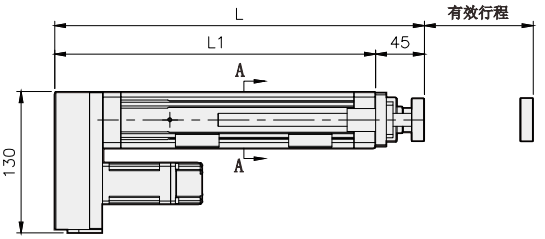

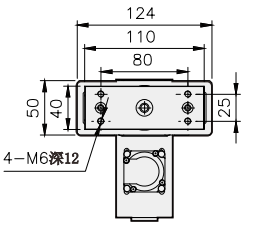

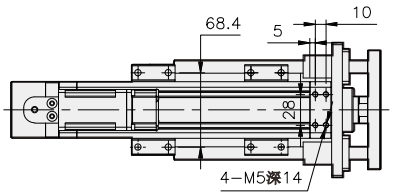

B视图

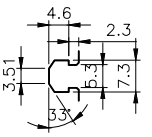

固定块尺寸

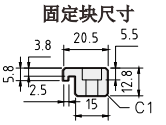

固定方式

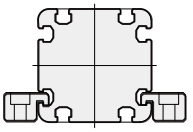

A-A

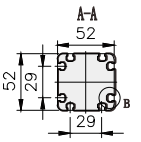

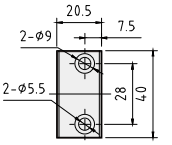

有效行程	50	100	150	200	250	300	350	400	450	500
L	290	340	390	440	490	540	590	640	690	740
L1	245	295	345	395	445	495	545	595	545	695
KG	3.02	3.36	3.71	4.05	4.39	4.74	5.06	5.41	5.74	6.08

馬達外露
Motor Exposed

BC 馬達外露 Motor Exposed

2D CAD 3D CAD

● CAD图可至www.entak.cn下载 ●

單位 Unit : mm

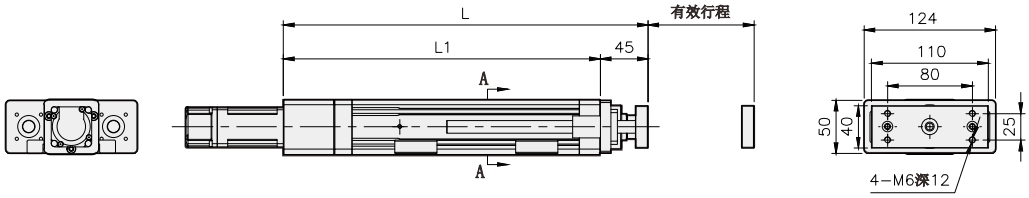

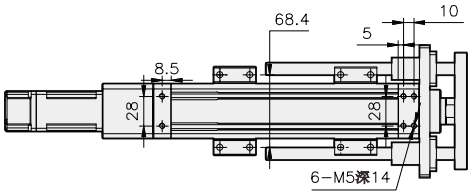

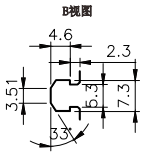

固定块尺寸

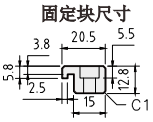

固定方式

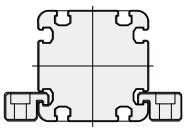

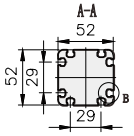

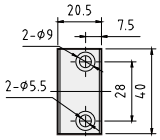

有效行程	50	100	150	200	250	300	350	400	450	500
L	294	344	394	444	494	544	594	644	694	744
L1	249	299	349	399	449	499	549	599	649	699
KG	3.08	3.45	3.83	4.21	4.59	4.98	5.32	5.68	6.05	6.41

N50L 單軸/1-axis

螺桿驅動
Ball Screw Drive



此圖僅供參考，出貨規格詳見尺寸圖面
The picture is just for the reference. Please check the the actual dimensions on the drawing.

最大行程 Maximum Stroke	最高速度 Maximum Speed	馬達容量 Motor Output	滾珠螺桿 Ball Screw	導桿軸心 Dia Of Shaft
500mm	500mm/s	100W	⌀12mm	15x9.5-1pcs

型號表示方式 Ordering Method

N50L - L5 - 100 - BC - M10B - C4 - 0001

本體型號
Model

特注式樣
Customization Order No.

行程
Stroke

50-500mm
50間隔 50 mm Pitch

螺桿導程
Ball Screw Lead

5	5mm
10	10mm

馬達位置
Motor Position

BC	馬達外露 Motor Exposed
BM	馬達下折 Motor Bottom Side
BL	馬達左折 Motor Left Side
BR	馬達右折 Motor Right Side

馬達廠牌、功率
Motor Brand、Power Output

M	三菱 Mitsubishi	10	100W	B
P	松下 Panasonic	20	-	
Y	安川 Yaskawa	40	-	
T	台達 Delta	75	-	

*若無煞車則不表示。*If No Brake, No Description.

原點感應器
Home Sensor

外掛型 Out Side	
C	馬達側 Motor Side
D	反馬達側 Opposite Motor Side
無 SENSOR No Sensor	
E	無 SENSOR No Sensor

端點極限感應器
Limit Senso

外掛型 Out Side	
3	1只 1 Pc
4	2只 2 Pc
無 SENSOR No Sensor	
5	無 SENSOR No Sensor

基本仕樣 Specification

規格 Spec	位置重複精度 Repeatability (mm)		±0.01	
	螺桿導程 Ball Screw Lead (mm)		5	10
	最高速度 Maximum Speed (mm/s)		250	500
	最大可搬重量 Maximum Payload	水平使用 Horizontal (kg)	30	15
		垂直使用 Vertical (kg)	12	5
	定格推力 Rated Thrust (N)		341	170
	標準行程 Stroke Pitch (mm※1		50-500mm / 50 間隔	
部品 Parts	AC 伺服馬達容量 AC Servo Motor Output (W)		100	
	滾珠螺桿外徑 Ball Screw Ø (mm)		C7Ø12	
	連軸器 Coupling (mm)		8X8	
	原點感應器 Home Sensor	外掛 Outside	CS-6T(NPN)	

※1 行程超過 200 時，會產生螺桿偏擺，此時請將速度調降。
When the stroke is over 200mm, the run-out of the ball screw will occur. We recommend to low down the working speed under this circumstances.
＊符合型錄規範的正常使用下，保證壽命為 10000 公里。
Operation life is 10,000km when the product is using under the specified conditions.
＊倒吊使用無法套用標準規範，如有需求請洽詢我司業務。
Data information is not for ceiling-mount inverse use. Contact us for the details if you want to apply ceiling-mount inverse usage.

感應器接線圖 < 原點及端點 > Sensor Layout

一般性負載：如繼電器或其它之電阻性負載
General load : Such as relay or other resistive load

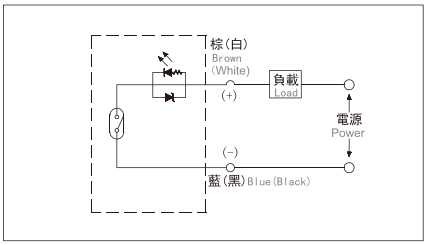

可程式控制器接線圖
Programmable controller connection diagram

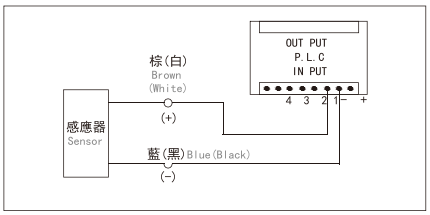

防止迴轉精度 Anti-rotating Accuracy

出力桿的防止迴轉精度
Anti-rotating Accuracy of Rod

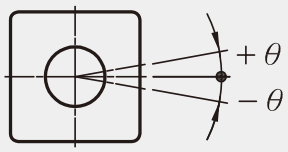

防止迴轉精度 θ Anti-rotating accuracy
±0.01°

※ 使用時請避免活塞桿承受迴轉扭力，因為有可能會造成防轉塊變形，導致自動開關反應異常，內部滑軌變形，進而造成增加作動阻抗 。

※Avoid using the electric actuator in such a way that rotational torque would be applied to the piston rod.
This may cause deformation of the Anti-rotating guide, abnormal responses of the auto switch, play in the internal guide or an increase in the sliding resistance.

搭配伺服馬達一覽表 Suitable Motor Brand

廠牌 Brand	馬達記號 Mark	煞車有無 Brake	馬達容量 Watt	電源電壓 AC-Voltage	伺服馬達型號 Motor Model	驅動器型號 Driver Model
三菱 Mitsubishi	M	無煞車（水平仕樣） No Brake (Horizontal Type)	100	220	HG-KR13	MR-J4-10A
		有煞車（垂直仕樣） With Brake (Vertical Type)	100	220	HG-KR13B	MR-J4-10A
松下 Panasonic	P	無煞車（水平仕樣） No Brake (Horizontal Type)	100	220	MSMD012G1U	MADHT1505
		有煞車（垂直仕樣） With Brake (Vertical Type)	100	220	MSMD012G1V	MADHT1505
台達 Delta	T	無煞車（水平仕樣） No Brake (Horizontal Type)	100	220	ECMA-C20401ES	ASD-B20121-B
		有煞車（垂直仕樣） With Brake (Vertical Type)	100	220	ECMA-C20401FS	ASD-B20121-B

馬達外露/馬達下折
Motor Exposed / Motor Bottom Side

BC 馬達外露 Motor Exposed

2D CAD 3D CAD ● CAD图可至www.entak.cn下载 ●

單位 Unit : mm

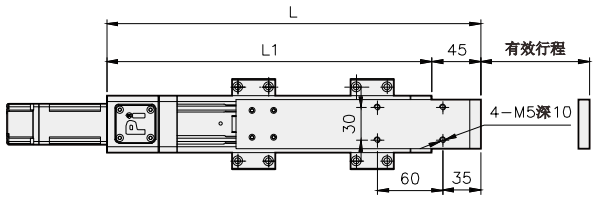

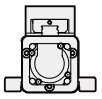

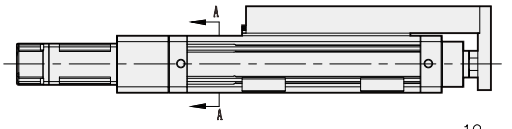

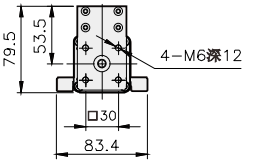

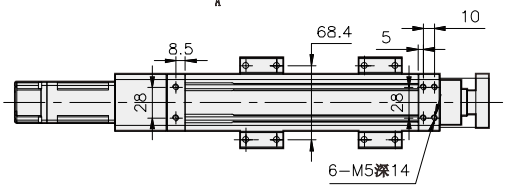

固定方式

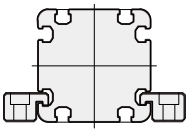

B视图

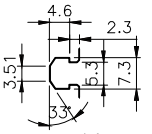

固定块尺寸

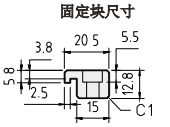

A-A

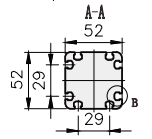

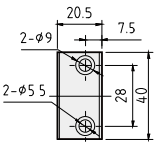

有效行程	50	100	150	200	250	300	350	400	450	500
L	294	344	394	444	494	544	594	644	694	744
L1	249	299	349	399	449	499	549	599	649	699
KG	2.76	3.16	3.56	3.96	4.35	4.75	5.15	5.55	5.95	6.35

BM 馬達下折 Motor Bottom Side

2D CAD 3D CAD ● CAD图可至www.entak.cn下载 ●

單位 Unit : mm

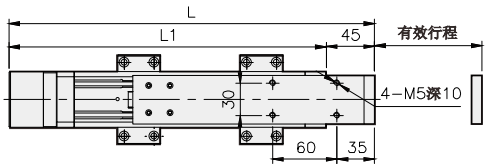

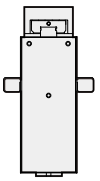

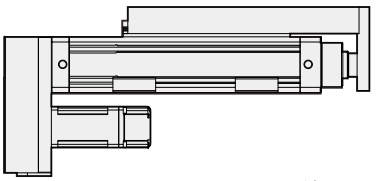

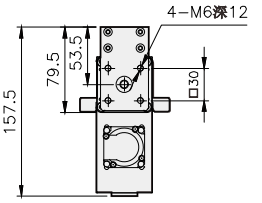

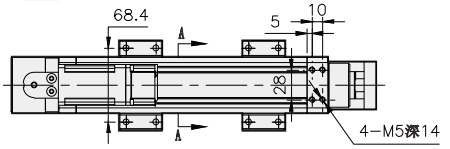

固定方式

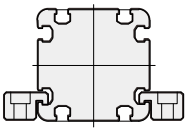

B视图

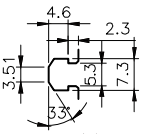

固定块尺寸

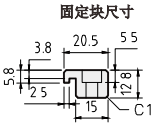

A-A

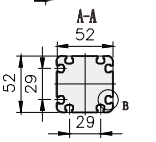

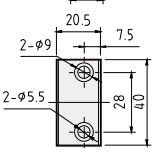

有效行程	50	100	150	200	250	300	350	400	450	500
L	290	340	390	440	490	540	590	640	690	740
L1	245	295	345	395	445	495	545	595	645	695
KG	2.79	3.15	3.51	3.86	4.22	4.58	4.94	5.30	5.66	6.02

馬達左折/馬達右折
Motor Left Side / Motor Right Side

BL 馬達左折 Motor Left Side

2D CAD 3D CAD ● CAD图可至www.entak.cn下载 ●

單位 Unit : mm

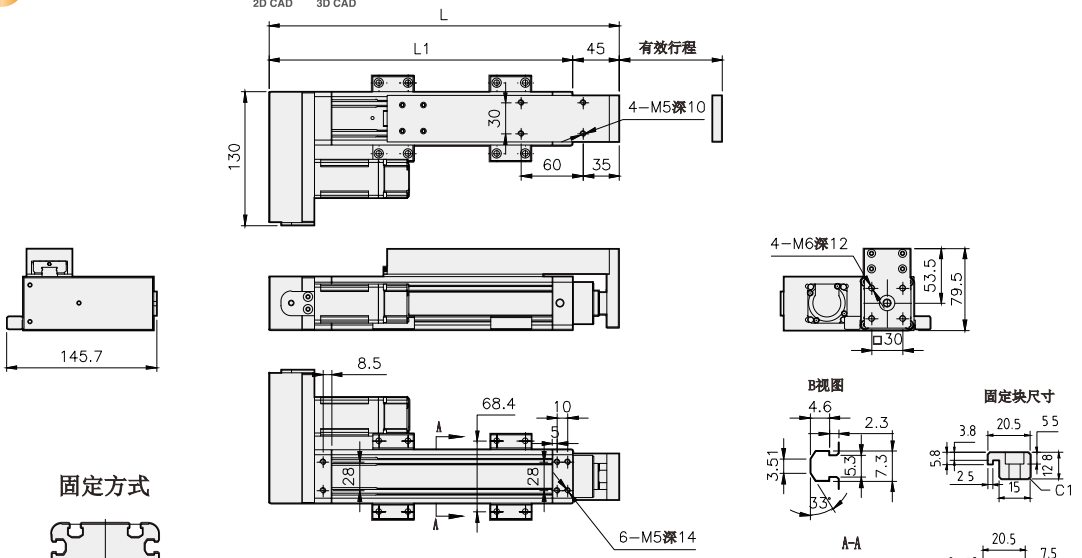

有效行程	50	100	150	200	250	300	350	400	450	500
L	290	340	390	440	490	540	590	640	690	740
L1	245	295	345	395	445	495	545	595	645	695
KG	2.79	3.15	3.51	3.86	4.22	4.58	4.94	5.30	5.66	6.02

BR 馬達右折 Motor Right Side

2D CAD 3D CAD ● CAD图可至www.entak.cn下载 ●

單位 Unit : mm

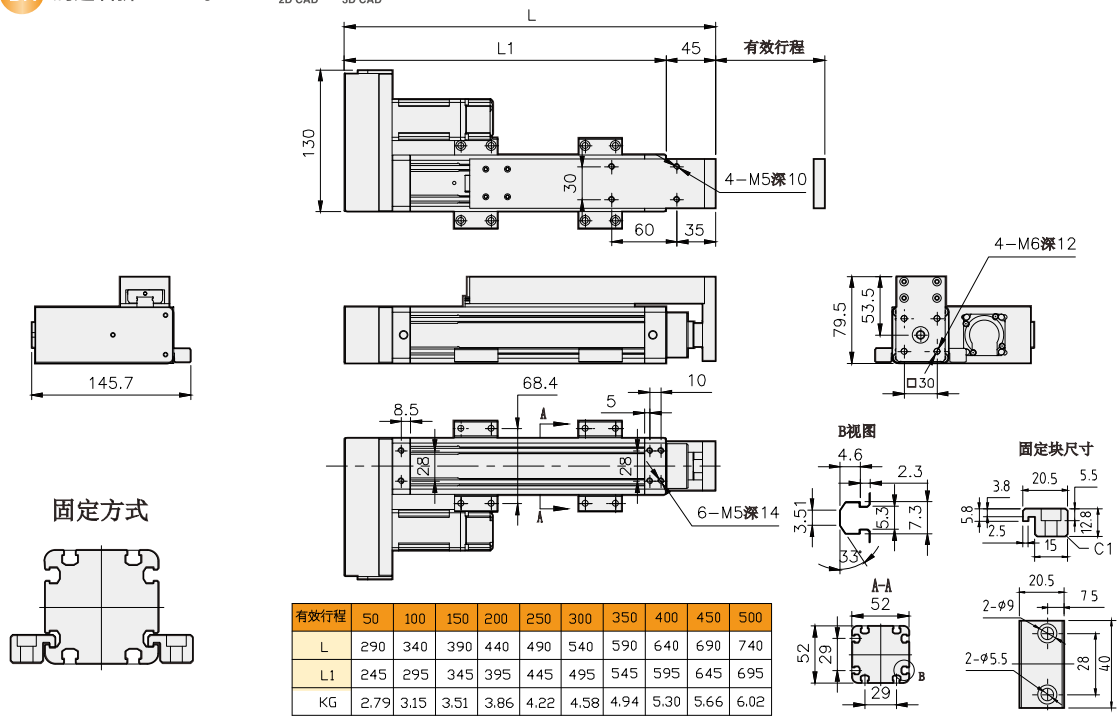

有效行程	50	100	150	200	250	300	350	400	450	500
L	290	340	390	440	490	540	590	640	690	740
L1	245	295	345	395	445	495	545	595	645	695
KG	2.79	3.15	3.51	3.86	4.22	4.58	4.94	5.30	5.66	6.02



此圖僅供參考，出貨規格詳見尺寸圖面
The picture is just for the reference. Please check the the actual dimensions on the drawing.

最大行程 Maximum Stroke	最高速度 Maximum Speed	馬達容量 Motor Output	滾珠螺桿 Ball Screw
700mm	1000mm/s	400W	ø16mm

型號表示方式 Ordering Method

N65 - L5 - 100 - BC - M40B - C4 - 0001

本體型號 Model

特注式樣 Customization Order No.

行程 Stroke

50-700mm
50間隔 50 mm Pitch

螺桿導程 Ball Screw Lead

5	5mm
10	10mm
16	16mm
20	20mm

馬達位置 Motor Position

BC	馬達外露 Motor Exposed
BW	馬達上折 Motor Top Side
BM	馬達下折 Motor Bottom Side
BL	馬達左折 Motor Left Side
BR	馬達右折 Motor Right Side

馬達廠牌、功率 Motor Brand、Power Output

M	三菱 Mitsubishi	10	–	B
P	松下 Panasonic	20	200W	
Y	安川 Yaskawa	40	400W	
T	台達 Delta	75	–	

*若無煞車則不表示。*If No Brake, No Description.

原點感應器 Home Sensor

外掛型 Out Side	
C	馬達側 Motor Side
D	反馬達側 Opposite Motor Side
無 SENSOR No Sensor	
E	無 SENSOR No Sensor

端點極限感應器 Limit Senso

外掛型 Out Side	
3	1只 1 Pc
4	2只 2 Pc
無 SENSOR No Sensor	
5	無 SENSOR No Sensor

基本仕樣 Specification

規格 Spec	位置重複精度 Repeatability (mm)		±0.01			
	螺桿導程 Ball Screw Lead (mm)		5	10	16	20
	最高速度 Maximum Speed (mm/s)		250	500	800	1000
	最大可搬重量 Maximum Payload	水平使用 Horizontal (kg)	110	88	48	40
		垂直使用 Vertical (kg)	33	22	10	8
	定格推力 Rated Thrust (N)		1388	694	433	347
	標準行程 Stroke Pitch (mm※1		50-700mm / 50 間隔			
部品 Parts	AC 伺服馬達容量 AC Servo Motor Output (W)		400			
	滾珠螺桿外徑 Ball Screw Ø (mm)		C7Ø16			
	連軸器 Coupling (mm)		10X14			
	原點感應器 Home Sensor	外掛 Outside	EE-Sx672(NPN)			

※1 行程超過 200 時，會產生螺桿偏擺，此時請將速度調降。
When the stroke is over 200mm, the run-out of the ball screw will occur. We recommend to low down the working speed under this circumstances.
＊符合型錄規範的正常使用下，保證壽命為 10000 公里。
Operation life is 10,000km when the product is using under the specified conditions.
＊倒吊使用無法套用標準規範，如有需求請洽詢我司業務。
Data information is not for ceiling-mount inverse use.Contact us for the details if you want to apply ceiling-mount inverse usage.

感應器接線圖 < 原點及端點 > Sensor Layout

一般性負載：如繼電器或其它之電阻性負載
General load : Such as relay or other resistive load

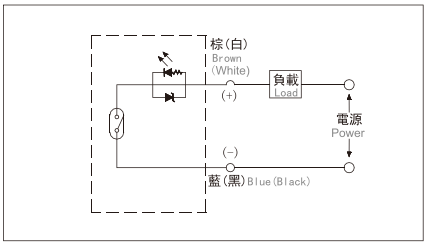

可程式控制器接線圖
Programmable controller connection diagram

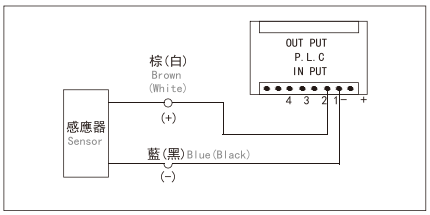

防止迴轉精度 Anti-rotating Accuracy

出力桿的防止迴轉精度
Anti-rotating Accuracy of Rod

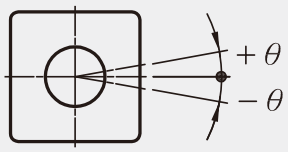

防止迴轉精度 θ Anti-rotating accuracy
±0.01°

※ 使用時請避免活塞桿承受迴轉扭力，因為有可能會造成防轉塊變形，導致自動開關反應異常，內部滑軌變形，進而造成增加作動阻抗 。

※Avoid using the electric actuator in such a way that rotational torque would be applied to the piston rod.
This may cause deformation of the Anti-rotating guide, abnormal responses of the auto switch, play in the internal guide or an increase in the sliding resistance.

搭配伺服馬達一覽表 Suitable Motor Brand

廠牌 Brand	馬達記號 Mark	煞車有無 Brake	馬達容量 Watt	電源電壓 AC-Voltage	伺服馬達型號 Motor Model	驅動器型號 Driver Model
三菱 Mitsubishi	M	無煞車（水平仕樣） No Brake (Horizontal Type)	400	220	HG-KR43	MR-J4-40A
		有煞車（垂直仕樣） With Brake (Vertical Type)	400	220	HG-KR43B	MR-J4-40A
松下 Panasonic	P	無煞車（水平仕樣） No Brake (Horizontal Type)	400	220	MHMD042G1U	MBDHT2510
		有煞車（垂直仕樣） With Brake (Vertical Type)	400	220	MHMD042G1V	MBDHT2510
台達 Delta	T	無煞車（水平仕樣） No Brake (Horizontal Type)	400	220	ECMA-C20604ES	ASD-B20421-B
		有煞車（垂直仕樣） With Brake (Vertical Type)	400	220	ECMA-C20604FS	ASD-B20421-B

馬達上折/馬達下折
Motor Top Side / Motor Bottom Side

BW 馬達上折 Motor Top Side

2D CAD 3D CAD ● CAD图可至www.entak.cn下载 ●

單位 Unit : mm

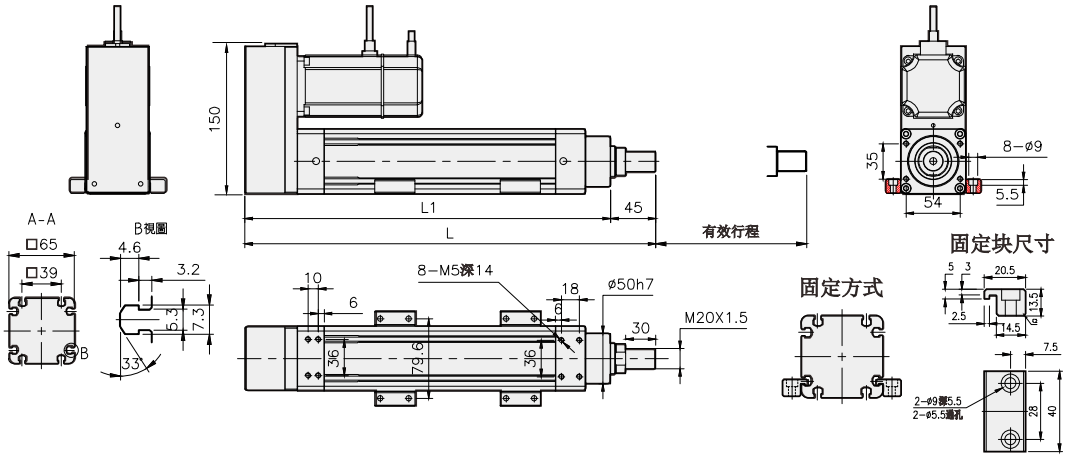

有效行程	50	100	150	200	250	300	350	400	450	500	550	600	650	700
L	359	409	459	509	559	609	659	709	759	809	859	909	959	1009
L1	314	364	414	464	514	564	614	664	714	764	814	864	914	964
KG	5.11	5.54	5.96	6.38	6.80	7.22	7.64	8.07	8.49	8.91	9.41	9.84	10.27	10.7

BM 馬達下折 Motor Bottom Side

2D CAD 3D CAD ● CAD图可至www.entak.cn下载 ●

單位 Unit : mm

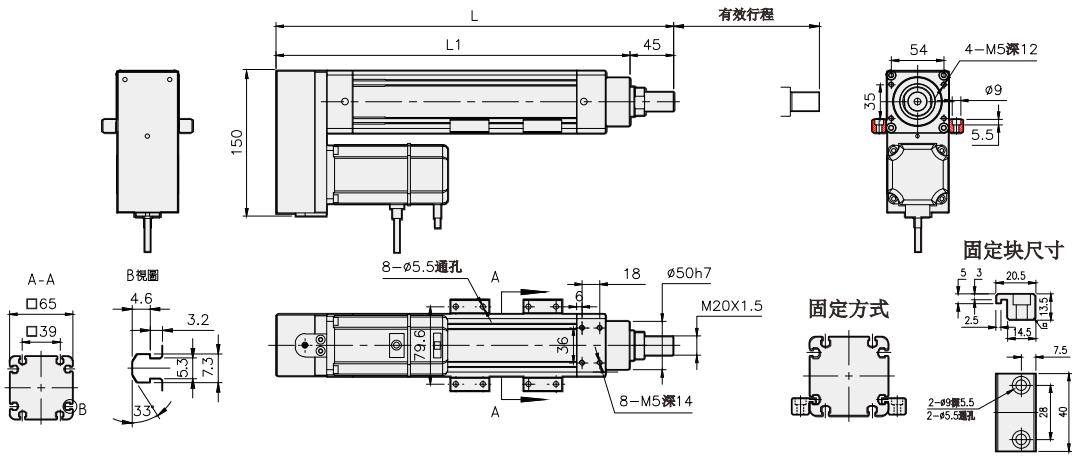

有效行程	50	100	150	200	250	300	350	400	450	500	550	600	650	700
L	359	409	459	509	559	609	659	709	759	809	859	909	959	1009
L1	314	364	414	464	514	564	614	664	714	764	814	864	914	964
KG	5.11	5.54	5.96	6.38	6.80	7.22	7.64	8.07	8.49	8.91	9.41	9.84	10.27	10.7

馬達左折/馬達右折
Motor Left Side / Motor Right Side

BL 馬達左折 Motor Left Side

2D CAD 3D CAD ● CAD图可至www.entak.cn下载 ●

單位 Unit : mm

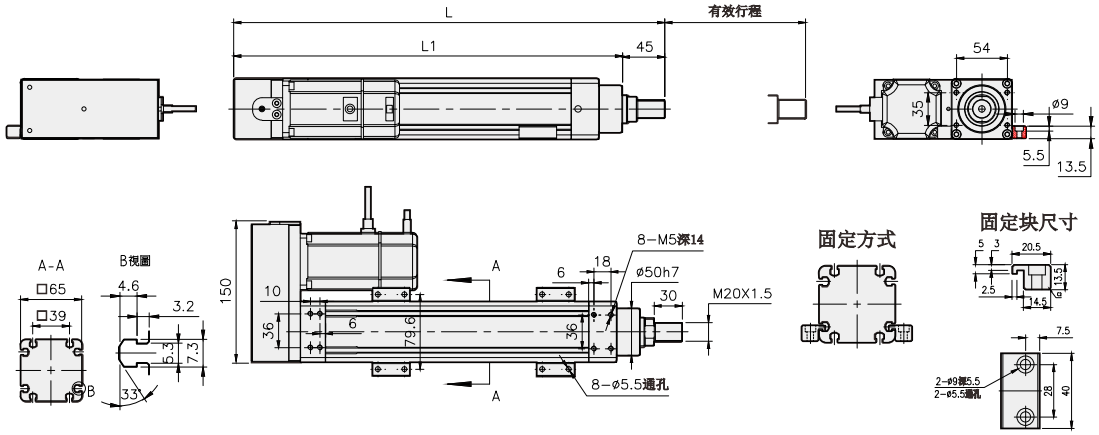

有效行程	50	100	150	200	250	300	350	400	450	500	550	600	650	700
L	359	409	459	509	559	609	659	709	759	809	859	909	959	1009
L1	314	364	414	464	514	564	614	664	714	764	814	864	914	964
KG	5.11	5.54	5.96	6.38	6.80	7.22	7.64	8.07	8.49	8.91	9.41	9.84.	10.27	10.7

BR 馬達右折 Motor Right Side

2D CAD 3D CAD ● CAD图可至www.entak.cn下载 ●

單位 Unit : mm

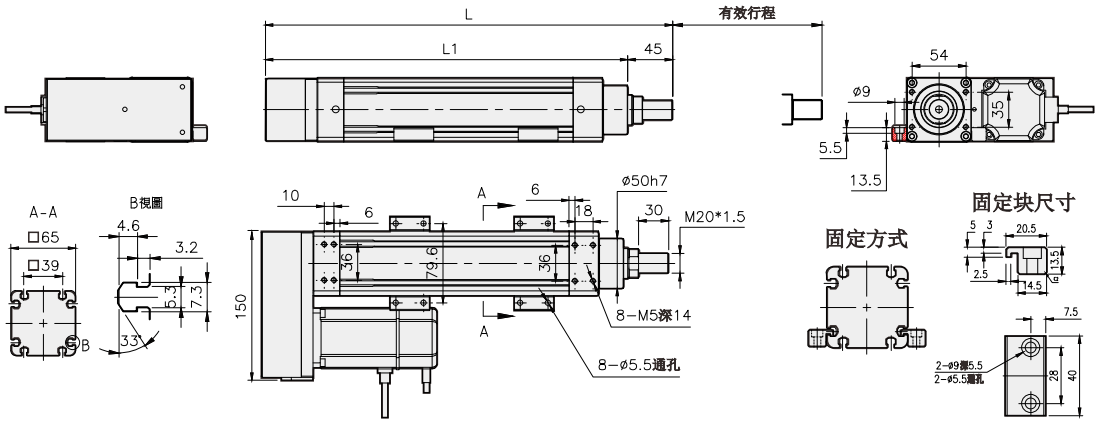

有效行程	50	100	150	200	250	300	350	400	450	500	550	600	650	700
L	359	409	459	509	559	609	659	709	759	809	859	909	959	1009
L1	314	364	414	464	514	564	614	664	714	764	814	864	914	964
KG	5.11	5.54	5.96	6.38	6.80	7.22	7.64	8.07	8.49	8.91	9.41	9.84.	10.27	10.7

馬達外露
Motor Exposed

BC 馬達外露 Motor Exposed 2D CAD 3D CAD ● CAD图可至www.entak.cn下载 ●

單位 Unit : mm

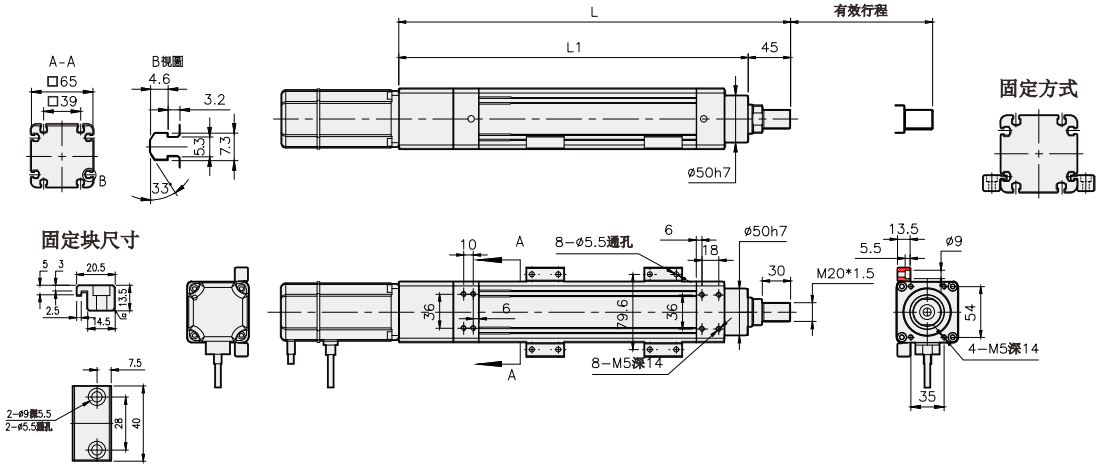

有效行程	50	100	150	200	250	300	350	400	450	500	550	600	650	700
L	365	415	465	515	565	615	665	715	765	815	865	915	965	1015
L1	320	370	420	470	520	570	620	670	720	770	820	870	920	970
KG	4.89	5.32	5.74	6.16	6.58	7.01	7.52	7.84	8.27	8.67	9.19	9.62	10.05	10.48

MEMO

N65D 單軸/1-axis

螺桿驅動
Ball Screw Drive



此圖僅供參考，出貨規格詳見尺寸圖面
The picture is just for the reference. Please check the the actual dimensions on the drawing.

最大行程 Maximum Stroke	700mm
最高速度 Maximum Speed	1000mm/s
馬達容量 Motor Output	400W
滾珠螺桿 Ball Screw	⌀16mm
導桿軸心 Dia Of Shaft	⌀16mm-2pcs

型號表示方式 Ordering Method

N65D - L5 - 100 - BC - M40B - C4 - 0001

本體型號
Model

特注式樣
Customization Order No.

行程
Stroke

50-700mm
50間隔 50 mm Pitch

螺桿導程
Ball Screw Lead

5	5mm
10	10mm
16	16mm
20	20mm

馬達位置
Motor Position

BC	馬達外露 Motor Exposed
BW	馬達上折 Motor Top Side
BM	馬達下折 Motor Bottom Side

馬達廠牌、功率
Motor Brand、Power Output

M	三菱 Mitsubishi	10	-	B
P	松下 Panasonic	20	200W	
Y	安川 Yaskawa	40	400W	
T	台達 Delta	75	-	

*若無煞車則不表示。*If No Brake, No Description.

原點感應器
Home Sensor

外掛型 Out Side	
C	馬達側 Motor Side
D	反馬達側 Opposite Motor Side
無 SENSOR No Sensor	
E	無 SENSOR No Sensor

端點極限感應器
Limit Senso

外掛型 Out Side	
3	1只 1 Pc
4	2只 2 Pc
無 SENSOR No Sensor	
5	無 SENSOR No Sensor

基本仕樣 Specification

規格 Spec	位置重複精度 Repeatability (mm)		±0.01			
	螺桿導程 Ball Screw Lead (mm)		5	10	16	20
	最高速度 Maximum Speed (mm/s)		250	500	800	1000
	最大可搬重量 Maximum Payload	水平使用 Horizontal (kg)	110	88	48	40
		垂直使用 Vertical (kg)	33	22	10	8
	定格推力 Rated Thrust (N)		1388	694	433	347
	標準行程 Stroke Pitch (mm※1		50-700mm / 50 間隔			
部品 Parts	AC 伺服馬達容量 AC Servo Motor Output (W)		400			
	滾珠螺桿外徑 Ball Screw Ø (mm)		C7Ø16			
	連軸器 Coupling (mm)		10X14			
	原點感應器 Home Sensor	外掛 Outside	EE-Sx672(NPN)			

※1 行程超過 200 時，會產生螺桿偏擺，此時請將速度調降。
When the stroke is over 200mm, the run-out of the ball screw will occur. We recommend to low down the working speed under this circumstances.
＊符合型錄規範的正常使用下，保證壽命為 10000 公里。
Operation life is 10,000km when the product is using under the specified conditions.
＊倒吊使用無法套用標準規範，如有需求請洽詢我司業務。
Data information is not for ceiling-mount inverse use. Contact us for the details if you want to apply ceiling-mount inverse usage.

感應器接線圖 < 原點及端點 > Sensor Layout

一般性負載：如繼電器或其它之電阻性負載
General load : Such as relay or other resistive load

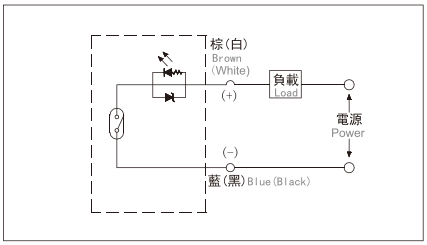

可程式控制器接線圖
Programmable controller connection diagram

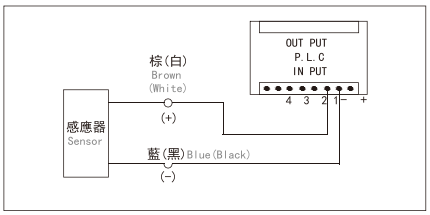

防止迴轉精度 Anti-rotating Accuracy

出力桿的防止迴轉精度
Anti-rotating Accuracy of Rod

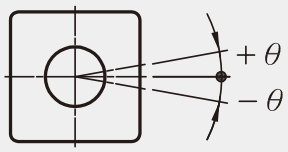

防止迴轉精度 θ Anti-rotating accuracy
±0.01°

※ 使用時請避免活塞桿承受迴轉扭力，因為有可能會造成防轉塊變形，導致自動開關反應異常，內部滑軌變形，進而造成增加作動阻抗 。

※Avoid using the electric actuator in such a way that rotational torque would be applied to the piston rod.
This may cause deformation of the Anti-rotating guide, abnormal responses of the auto switch, play in the internal guide or an increase in the sliding resistance.

搭配伺服馬達一覽表 Suitable Motor Brand

廠牌 Brand	馬達記號 Mark	煞車有無 Brake	馬達容量 Watt	電源電壓 AC-Voltage	伺服馬達型號 Motor Model	驅動器型號 Driver Model
三菱 Mitsubishi	M	無煞車（水平仕樣） No Brake (Horizontal Type)	400	220	HG-KR43	MR-J4-40A
		有煞車（垂直仕樣） With Brake (Vertical Type)	400	220	HG-KR43B	MR-J4-40A
松下 Panasonic	P	無煞車（水平仕樣） No Brake (Horizontal Type)	400	220	MHMD042G1U	MBDHT2510
		有煞車（垂直仕樣） With Brake (Vertical Type)	400	220	MHMD042G1V	MBDHT2510
台達 Delta	T	無煞車（水平仕樣） No Brake (Horizontal Type)	400	220	ECMA-C20604ES	ASD-B20421-B
		有煞車（垂直仕樣） With Brake (Vertical Type)	400	220	ECMA-C20604FS	ASD-B20421-B

馬達上折/馬達下折
Motor Top Side / Motor Bottom Side

BW 馬達上折 Motor Top Side

2D CAD 3D CAD ● CAD图可至www.entak.cn下载 ●

單位 Unit : mm

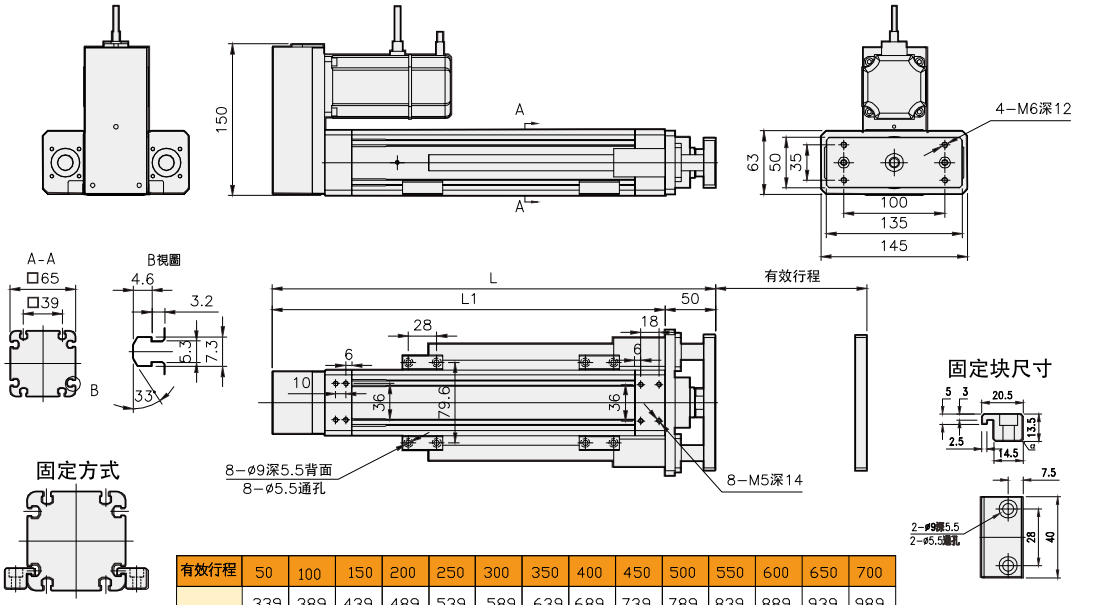

有效行程	50	100	150	200	250	300	350	400	450	500	550	600	650	700
	339	389	439	489	539	589	639	689	739	789	839	889	939	989
	289	339	389	439	489	539	589	639	689	739	789	839	889	939
	6.77	7.44	8.11	8.78	9.45	10.13	10.8	11.47	12.14	12.85	13.47	14.14	14.81	15.48

BM 馬達下折 Motor Bottom Side

2D CAD 3D CAD ● CAD图可至www.entak.cn下载 ●

單位 Unit : mm

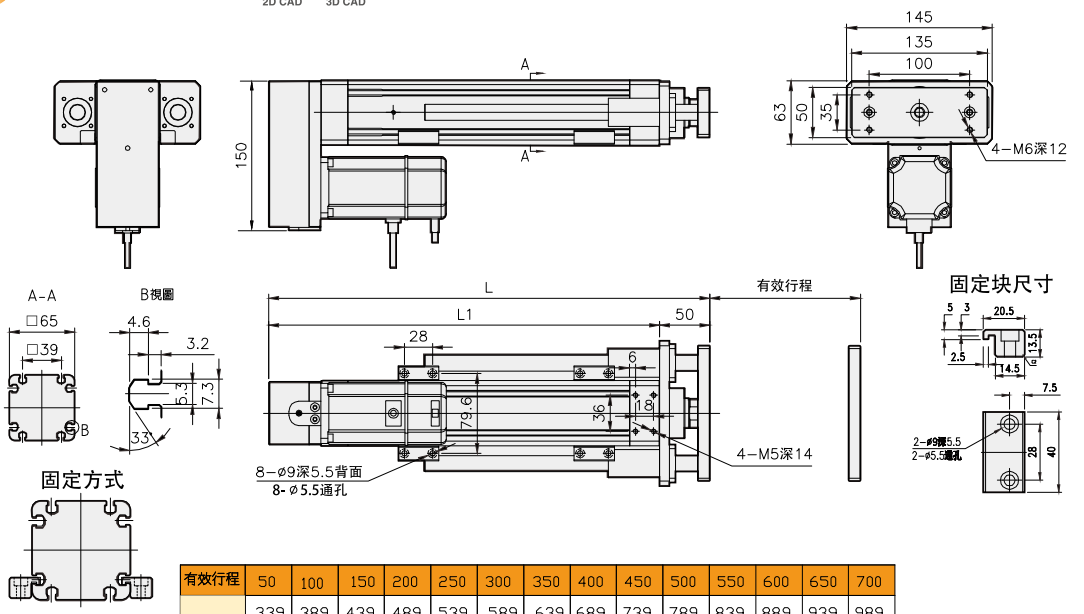

有效行程	50	100	150	200	250	300	350	400	450	500	550	600	650	700
	339	389	439	489	539	589	639	689	739	789	839	889	939	989
	289	339	389	439	489	539	589	639	689	739	789	839	889	939
	6.77	7.44	8.11	8.78	9.45	10.13	10.8	11.47	12.14	12.85	13.47	14.14	14.81	15.48

馬達外露
Motor Exposed

BC 馬達外露 Motor Exposed

2D CAD 3D CAD

● CAD图可至www.entak.cn下载 ●

單位 Unit : mm

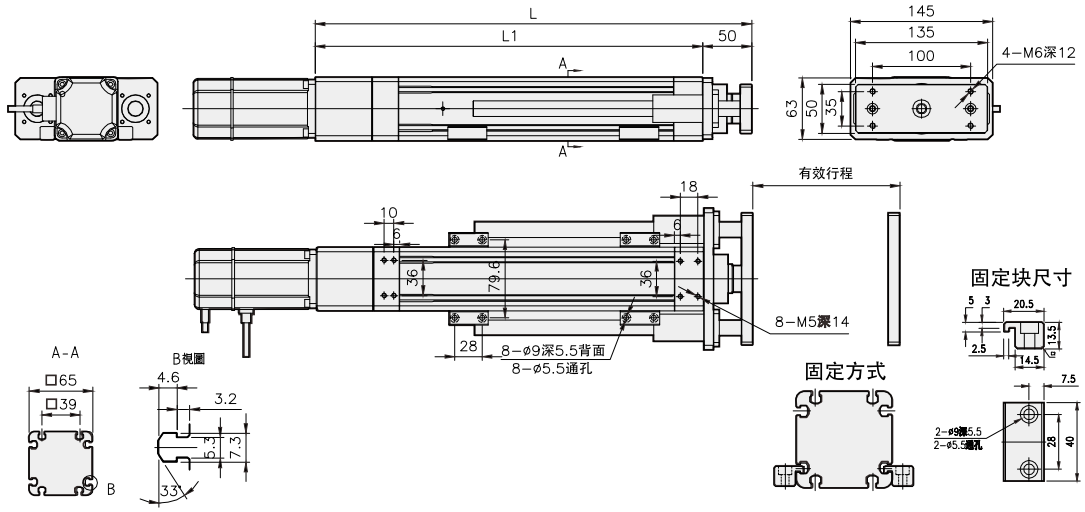

有效行程	50	100	150	200	250	300	350	400	450	500	550	600	650	700
	345	395	445	495	545	595	645	695	745	795	845	895	945	995
	295	345	395	445	495	545	595	645	695	745	795	845	895	945
	6.77	7.44	8.11	8.78	9.45	10.13	10.8	11.47	12.14	12.85	13.47	14.14	14.81	15.48

N65L 單軸/1-axis

螺桿驅動
Ball Screw Drive



此圖僅供參考，出貨規格詳見尺寸圖面
The picture is just for the reference. Please check the the actual dimensions on the drawing.

最大行程 Maximum Stroke	最高速度 Maximum Speed	馬達容量 Motor Output	滾珠螺桿 Ball Screw	導桿軸心 Dia Of Shaft
700mm	1000mm/s	400W	⌀16mm	⌀16mm-2pcs

型號表示方式 Ordering Method

N65L - L5 - 100 - BC - M40B - C4 - 0001

本體型號
Model

特注式樣
Customization Order No.

行程
Stroke

50-700mm
50間隔 50 mm Pitch

螺桿導程
Ball Screw Lead

5	5mm
10	10mm
16	16mm
20	20mm

馬達位置
Motor Position

BC	馬達外露 Motor Exposed
BM	馬達下折 Motor Bottom Side
BL	馬達左折 Motor Left Side
BR	馬達右折 Motor Right Side

馬達廠牌、功率
Motor Brand、Power Output

M	三菱 Mitsubishi	10	-	B
P	松下 Panasonic	20	200W	
Y	安川 Yaskawa	40	400W	
T	台達 Delta	75	-	

*若無煞車則不表示。*If No Brake, No Description.

原點感應器
Home Sensor

外掛型 Out Side	
C	馬達側 Motor Side
D	反馬達側 Opposite Motor Side
無 SENSOR No Sensor	
E	無 SENSOR No Sensor

端點極限感應器
Limit Senso

外掛型 Out Side	
3	1只 1 Pc
4	2只 2 Pc
無 SENSOR No Sensor	
5	無 SENSOR No Sensor

基本仕樣 Specification

規格 Spec	位置重複精度 Repeatability (mm)		±0.01			
	螺桿導程 Ball Screw Lead (mm)		5	10	16	20
	最高速度 Maximum Speed (mm/s)		250	500	800	1000
	最大可搬重量 Maximum Payload	水平使用 Horizontal (kg)	110	88	48	40
		垂直使用 Vertical (kg)	33	22	10	8
	定格推力 Rated Thrust (N)		1388	694	433	347
	標準行程 Stroke Pitch (mm※1		50-700mm / 50 間隔 50 mm Pitch			
部品 Parts	AC 伺服馬達容量 AC Servo Motor Output (W)		400			
	滾珠螺桿外徑 Ball Screw Ø (mm)		C7Ø16			
	連軸器 Coupling (mm)		10X14			
	原點感應器 Home Sensor	外掛 Outside	EE-Sx672(NPN)			

※1 行程超過 200 時，會產生螺桿偏擺，此時請將速度調降。
When the stroke is over 200mm, the run-out of the ball screw will occur. We recommend to low down the working speed under this circumstances.
＊符合型錄規範的正常使用下，保證壽命為 10000 公里。
Operation life is 10,000km when the product is using under the specified conditions.
＊倒吊使用無法套用標準規範，如有需求請洽詢我司業務。
Data information is not for ceiling-mount inverse use.Contact us for the details if you want to apply ceiling-mount inverse usage.

感應器接線圖 < 原點及端點 > Sensor Layout

一般性負載：如繼電器或其它之電阻性負載
General load : Such as relay or other resistive load

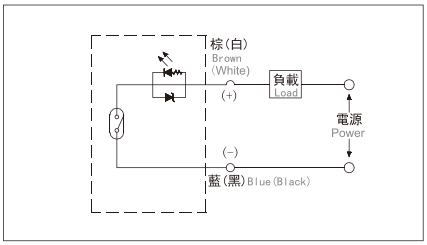

可程式控制器接線圖
Programmable controller connection diagram

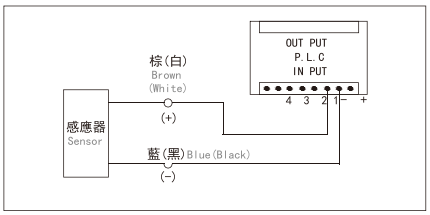

防止迴轉精度 Anti-rotating Accuracy

出力桿的防止迴轉精度
Anti-rotating Accuracy of Rod

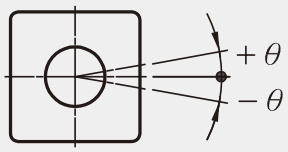

防止迴轉精度 θ Anti-rotating accuracy
±0.01°

※ 使用時請避免活塞桿承受迴轉扭力，因為有可能會造成防轉塊變形，導致自動開關反應異常，內部滑軌變形，進而造成增加作動阻抗 。

※Avoid using the electric actuator in such a way that rotational torque would be applied to the piston rod.
This may cause deformation of the Anti-rotating guide, abnormal responses of the auto switch, play in the internal guide or an increase in the sliding resistance.

搭配伺服馬達一覽表 Suitable Motor Brand

廠牌 Brand	馬達記號 Mark	煞車有無 Brake	馬達容量 Watt	電源電壓 AC-Voltage	伺服馬達型號 Motor Model	驅動器型號 Driver Model
三菱 Mitsubishi	M	無煞車（水平仕樣） No Brake (Horizontal Type)	400	220	HG-KR43	MR-J4-40A
		有煞車（垂直仕樣） With Brake (Vertical Type)	400	220	HG-KR43B	MR-J4-40A
松下 Panasonic	P	無煞車（水平仕樣） No Brake (Horizontal Type)	400	220	MHMD042G1U	MBDHT2510
		有煞車（垂直仕樣） With Brake (Vertical Type)	400	220	MHMD042G1V	MBDHT2510
台達 Delta	T	無煞車（水平仕樣） No Brake (Horizontal Type)	400	220	ECMA-C20604ES	ASD-B20421-B
		有煞車（垂直仕樣） With Brake (Vertical Type)	400	220	ECMA-C20604FS	ASD-B20421-B

馬達外露/馬達下折
Motor Exposed / Motor Bottom Side

BC 馬達外露 Motor Exposed

2D CAD 3D CAD ● CAD图可至www.entak.cn下载 ●

單位 Unit : mm

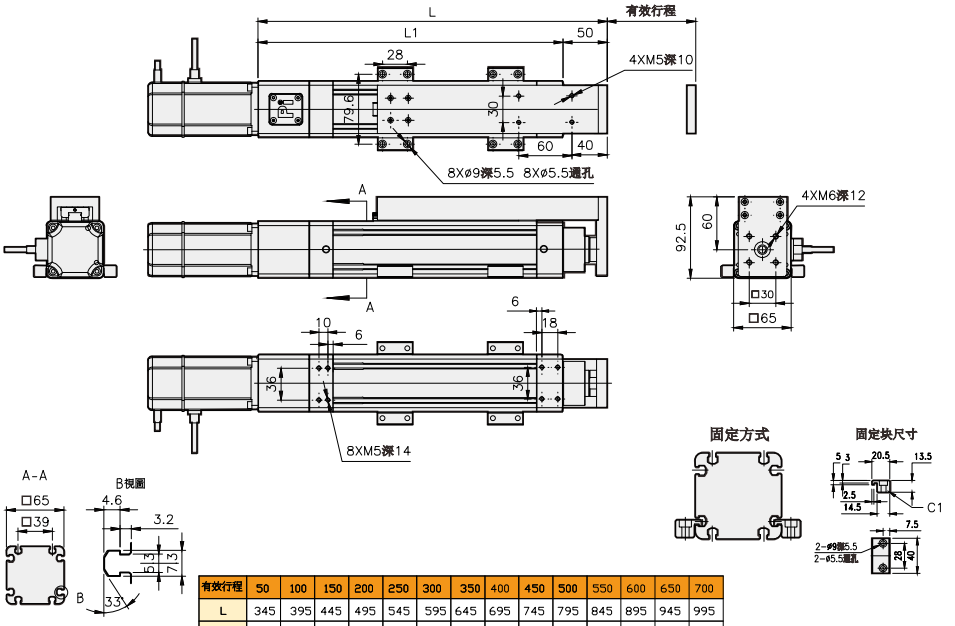

有效行程	50	100	150	200	250	300	350	400	450	500	550	600	650	700
L	345	395	445	495	545	595	645	695	745	795	845	895	945	995
L1	295	345	395	445	495	545	595	645	695	745	795	845	895	945
KG	5.34	5.85	6.37	6.89	7.40	7.92	8.43	8.95	9.46	9.98	10.44	10.95	11.46	11.97

BM 馬達下折 Motor Bottom Side

2D CAD 3D CAD ● CAD图可至www.entak.cn下载 ●

單位 Unit : mm

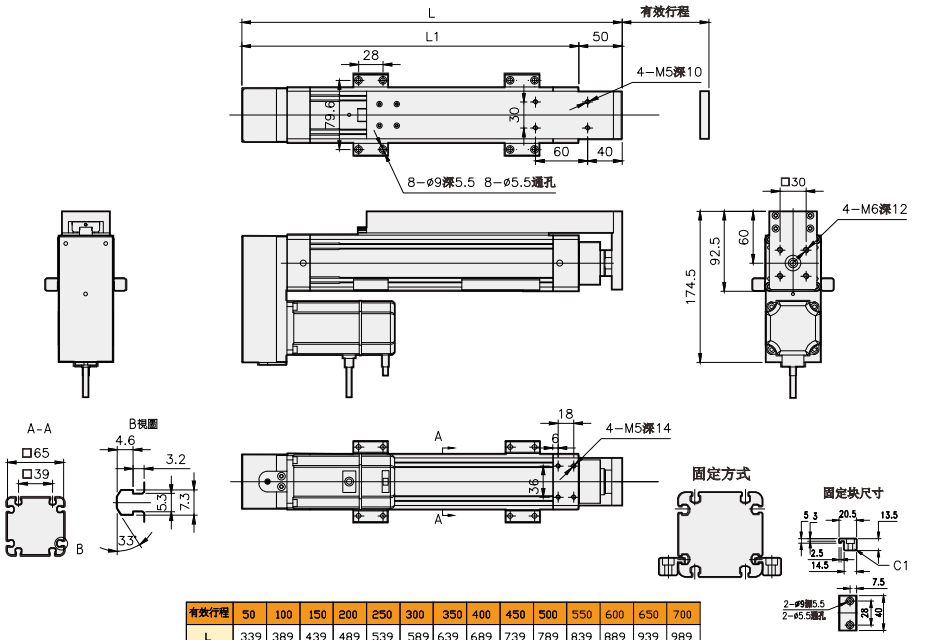

有效行程	50	100	150	200	250	300	350	400	450	500	550	600	650	700
L	339	389	439	489	539	589	639	689	739	789	839	889	939	989
L1	289	339	389	439	489	539	589	639	689	739	789	839	889	939
KG	5.56	6.08	6.59	7.11	7.63	8.14	8.66	9.17	9.69	10.20	10.76	11.28	11.8	12.32

馬達左折/馬達右折
Motor Left Side / Motor Right Side

BL 馬達左折 Motor Left Side

2D CAD 3D CAD ● CAD图可至www.entak.cn下载 ●

單位 Unit : mm

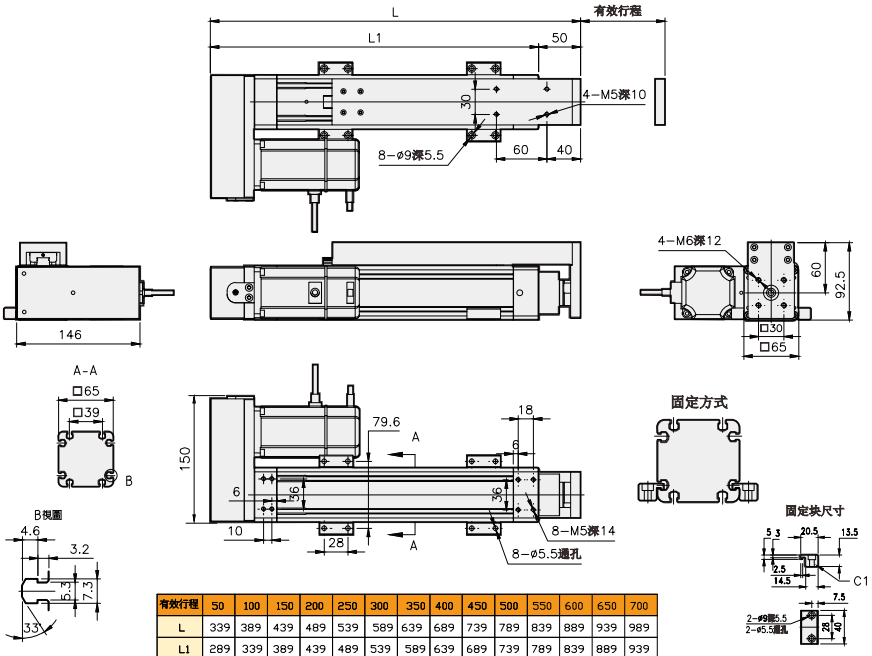

有效行程	50	100	150	200	250	300	350	400	450	500	550	600	650	700
L	339	389	439	489	539	589	639	689	739	789	839	889	939	989
L1	289	339	389	439	489	539	589	639	689	739	789	839	889	939
KG	5.56	6.08	6.59	7.11	7.63	8.14	8.66	9.17	9.69	10.20	10.76	11.28	11.8	12.32

BR 馬達右折 Motor Right Side

2D CAD 3D CAD ● CAD图可至www.entak.cn下载 ●

單位 Unit : mm

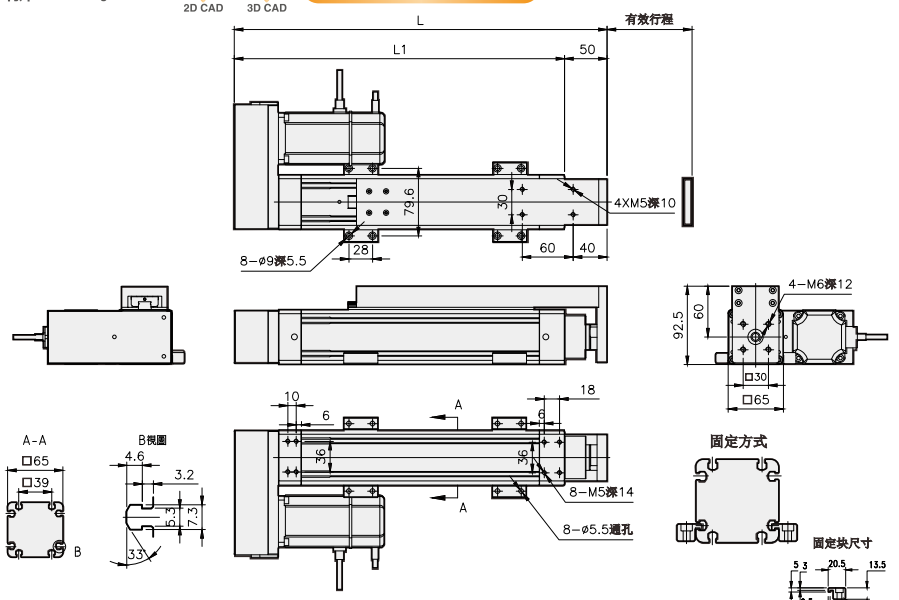

有效行程	50	100	150	200	250	300	350	400	450	500	550	600	650	700
L	339	389	439	489	539	589	639	689	739	789	839	889	939	989
L1	289	339	389	439	489	539	589	639	689	739	789	839	889	939
KG	5.56	6.08	6.59	7.11	7.63	8.14	8.66	9.17	9.69	10.20	10.76	11.28	11.8	12.32

MEMO

滑台系列

CTY Series

一般環境/軌道內嵌推桿式螺桿滑台

Standard/Rod Type Built-in Guideway Ball Screw Actuator

CONTENTS

CTY4 單軸/1-axis

▶ 軌道內嵌 Built-in Guideway ▶ 螺桿驅動 Ball Screw Drive

此圖僅供參考，出貨規格詳見尺寸圖面
The picture is just for the reference. Please check the the actual dimensions on the drawing.

最大行程 Maximum Stroke	最高速度 Maximum Speed	馬達容量 Motor Output	滾珠螺桿 Ball Screw
500mm	600mm/s	50W	ø10mm

型號表示方式 Ordering Method

CTY4 - L2 - 100 - BC - M05B - C4 - 0001

本體型號 Model

特注式樣 Customization Order No.

行程 Stroke

50–500mm
50間隔 50 mm Pitch

螺桿導程 Ball Screw Lead

2	2mm
6	6mm
12	12mm

馬達位置 Motor Position

BC	馬達外露 Motor Exposed
BM	馬達下折 Motor Bottom Side
BL	馬達左折 Motor Left Side
BR	馬達右折 Motor Right Side

馬達廠牌、功率 Motor Brand、Power Output

M	三菱 Mitsubishi	05	50W	B
P	松下 Panasonic	10	–	
Y	安川 Yaskawa	20	–	
T	台達 Delta	40	–	

*若無煞車則不表示。*If No Brake, No Description.

原點感應器 Home Sensor

外掛型 Out Side	
C	馬達側 Motor Side
D	反馬達側 Opposite Motor Side
無SENSOR No Sensor	
E	無 SENSOR No Sensor

*選擇行程50時，有以下限制
When the stroke is 50mm, the sensor installation has the following restrictions:
1. 原點與極限需放置於不同側。
Home sensor and limit sensor has to bainstalled on the different side of body.
2. 滑座左右兩側皆需安裝感應片。

端點極限感應器 Limit Senso

外掛型 Out Sid	
3	1只 1 Pc
4	2只 2 Pc
無SENSOR No Sensor	
5	無 SENSOR No Sensor

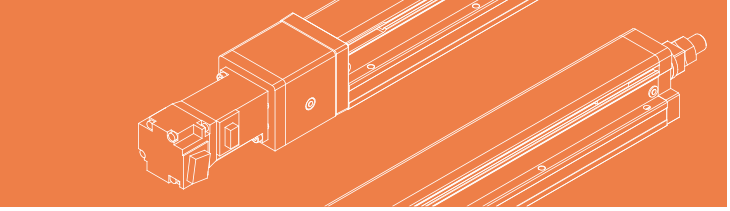

基本仕樣 Specification

規格 Spec	位置重複精度 Repeatability (mm)		±0.01		
	螺桿導程 Ball Screw Lead (mm)		2	6	12
	最高速度 Maximum Speed (mm/s)		100	300	600
	最大可搬重量 Maximum Payload	水平使用 Horizontal (kg) (註1)	25	20	12
		垂直使用 Vertical (kg)	8	5	2
	定格推力 Rated Thrust (N)		424	141	71
	標準行程 Stroke Pitch (mm)		50-500mm / 50間隔 50 mm Pitch		
部品 Parts	AC伺服馬達容量 AC Servo Motor Output (W)		50		
	滾珠螺桿外徑 Ball Screw Ø (mm)		C7Ø10		
	連軸器 Coupling (mm)		7X8		
	原點感應器 Home Sensor	外掛 Outside	CS-6T (NPN)		

※馬達加減速設定0.2秒。
Acceleration and deacceleration value is set 0.2 second.

註1:此荷重條件外部需搭配輔助滑軌以承受徑向負載。
When the stroke is over 300mm, the run-out of the ballscrew will occur.

出力軸變形量 Shaft Output Deformation Value

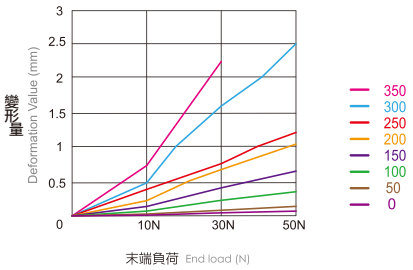

※此圖表為參考值。
No external auxiliary mechanism, extension distance of load = 0.

感應器接線圖<原點極端點> Sensor Layout

一般性負載：如繼電器或其它之電阻性負載
General load : Such as relay or other resistive load

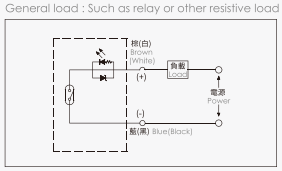

可程式控制器接線圖
Programmable controller connection diagram

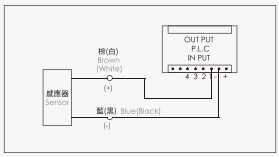

允許安裝負載 Allowable installation load

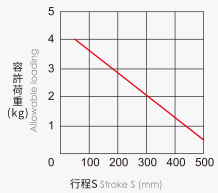

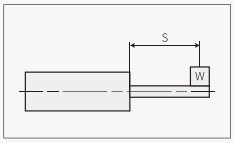

※無外部輔助機構,負載延伸距離0。
No external auxiliary mechanism, extension distance of load = 0.

出力桿的防止迴轉精度 Anti-rotating Accuracy of Rod

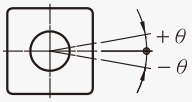

防止迴轉精度 θ Anti-rotating accuracy
±0°

※使用時請避免活塞桿承受迴轉扭力，因為有可能會造成防轉塊變形，導致自動開關反應異常，內部滑軌變形，進而造成增加作動阻抗。
Avoid using the electric actuator in such a way that rotational torque would be applied to the piston rod. This may cause deformation of the Anti-rotating guide, abnormal responses of the auto switch, play in the internal guide or an increase in the sliding resistance.

垂直安裝負載 Load in vertical installation

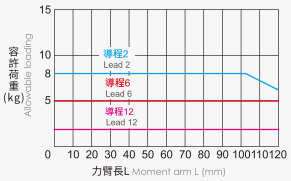

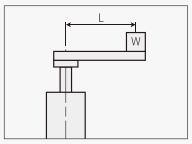

※計算條件:3000rpm/min , 加減速0.2s。
Calculation conditions: 3000 rpm / min, acceleration and deceleration: 0.2s.

搭配伺服馬達一覽表 Suitable Motor Brand

廠牌 Brand	馬達記號 Mark	煞車有無 Brake	馬達容量 Watt	電源電壓 AC-Voltage	伺服馬達型號 Motor Model	驅動器型號 Driver Model
三菱 Mitsubishi	M	無煞車(水平仕樣) No Brake (Horizontal Type)	50	220	HG-KR053	MR-J4-10A
		有煞車(垂直仕樣) With Brake (Vertical Type)	50	220	HG-KR053B	MR-J4-10A
松下 Panasonic	P	無煞車(水平仕樣) No Brake (Horizontal Type)	50	220	MSMD5A2G1U	MADHT1505
		有煞車(垂直仕樣) With Brake (Vertical Type)	50	220	MSMD5A2G1V	MADHT1505
台達 Delta	T	無煞車(水平仕樣) No Brake (Horizontal Type)	50	220	ECMA-C1040FES	ASD-B20121-B
		有煞車(垂直仕樣) With Brake (Vertical Type)	50	220	ECMA-C1040FFS	ASD-B20121-B

馬達外露/馬達下折

Motor Exposed / Motor Bottom Side

BC 馬達外露 Motor Exposed

2D CAD 3D CAD

• CAD图可至www.entak.cn下载 •

單位 Unit : mm

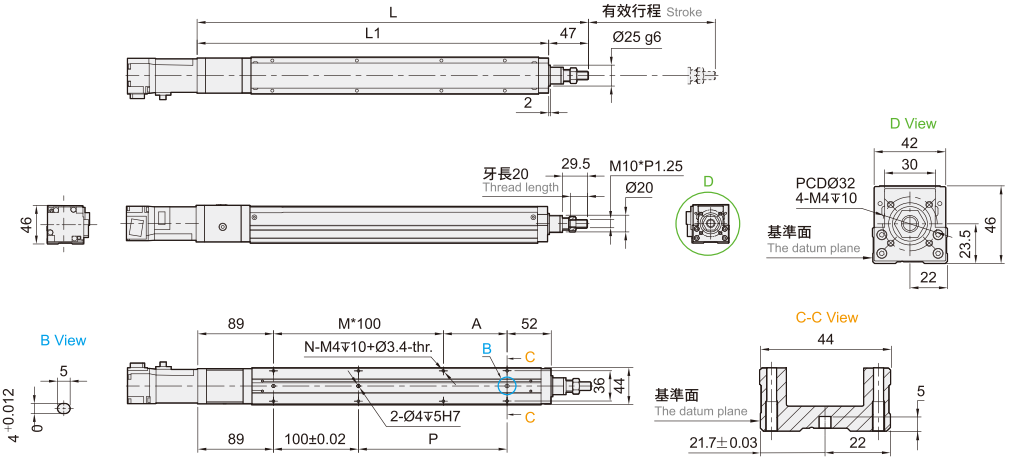

※行程 50 時，因本體上鎖式固定孔會被滑座遮住，僅能使用 4 支螺絲固定，建議客戶本體使用下鎖式固定孔鎖附。

When the stroke is 50mm, if fixing the body from the top to the bottom, the fixing hole will be blocked by slider and only can be uses 4 screws to fix;as a result, suggest that fixing actuator body from the bottom to the top.

有效行程 Stroke	50 ※	100	150	200	250	300	350	400	450	500
L	313	363	413	463	513	563	613	663	713	763
L1	266	316	366	416	466	516	566	616	666	716
A	25	75	25	75	25	75	25	75	25	75
M	1	1	2	2	3	3	4	4	5	5
N	6	6	8	8	10	10	12	12	14	14
P	25	75	125	175	225	275	325	375	425	475
KG	0.70	0.87	1.04	1.22	1.40	1.58	1.76	1.94	2.12	2.30

BM 馬達下折 Motor Bottom Side

2D CAD 3D CAD

• CAD图可至www.entak.cn下载 •

單位 Unit : mm

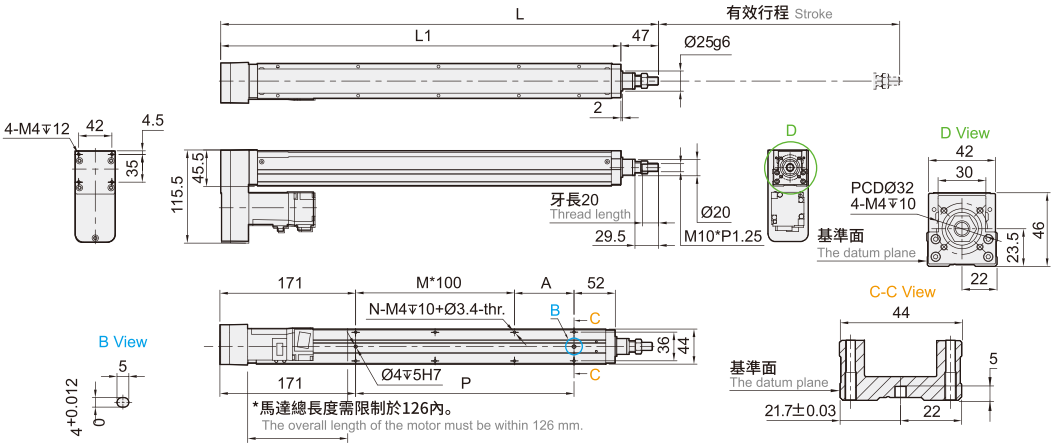

※行程 50 時，因本體上鎖式固定孔會被滑座遮住，僅能使用 4 支螺絲固定，建議客戶本體使用下鎖式固定孔鎖附。

When the stroke is 50mm, if fixing the body from the top to the bottom, the fixing hole will be blocked by slider and only can be uses 4 screws to fix;as a result, suggest that fixing actuator body from the bottom to the top.

有效行程 Stroke	50 ※	100	150	200	250	300	350	400	450	500
L	295	345	395	445	495	545	595	645	695	745
L1	248	298	348	398	448	498	548	598	648	698
A	25	75	25	75	25	75	25	75	25	75
M	0	0	1	1	2	2	3	3	4	4
N	4	4	6	6	8	8	10	10	12	12
P	25	75	125	175	225	275	325	375	425	475
KG	0.70	0.88	1.06	1.24	1.42	1.60	1.78	1.96	2.14	2.32

* 馬達下折時，若選用煞車馬達，或是超出馬達總長度限制時無法套用標準 PIN 孔，如有需求請洽我司業務。

When motor with brake assembled on lower side, or the total length over than spec limit, it may not use standard pinhole. Please contact our sales department if you need more information & requirement.

馬達左折/馬達右折
Motor Left Side / Motor Right Side

BL 馬達左折 Motor Left Side

2D CAD 3D CAD • CAD图可至www.entak.cn下载 •

單位 Unit : mm

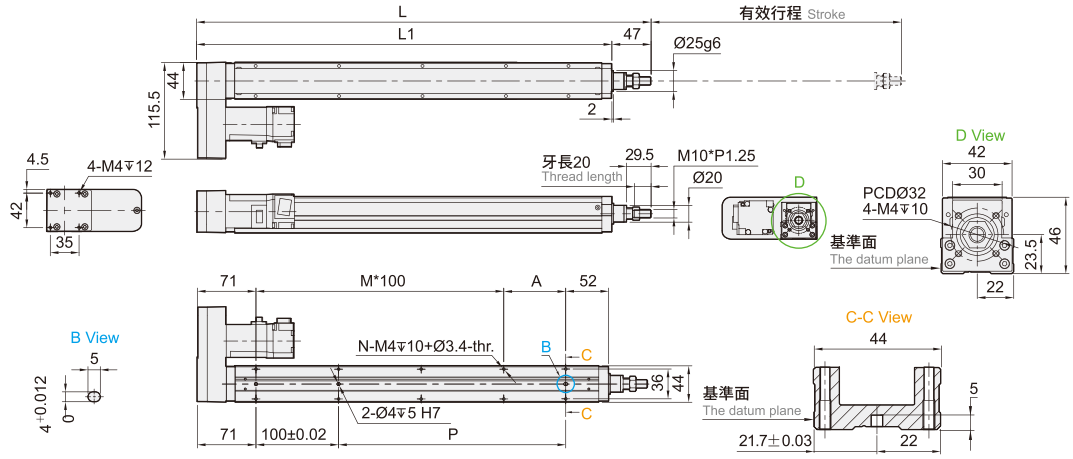

※行程 50 時，因本體上鎖式固定孔會被滑座遮住，僅能使用 4 支螺絲固定，建議客戶本體使用下鎖式固定孔鎖附。

When the stroke is 50mm, if fixing the body from the top to the bottom, the fixing hole will be blocked by slider and only can be uses 4 screws to fix;as a result, suggest that fixing actuator body from the bottom to the top.

有效行程 Stroke	50 ※	100	150	200	250	300	350	400	450	500
L	295	345	395	445	495	545	595	645	695	745
L1	248	298	348	398	448	498	548	598	648	698
A	25	75	25	75	25	75	25	75	25	75
M	1	1	2	2	3	3	4	4	5	5
N	6	6	8	8	10	10	12	12	14	14
P	25	75	125	175	225	275	325	375	425	475
KG	0.70	0.88	1.06	1.24	1.42	1.60	1.78	1.96	2.14	2.32

BR 馬達右折 Motor Right Side

2D CAD 3D CAD • CAD图可至www.entak.cn下载 •

單位 Unit : mm

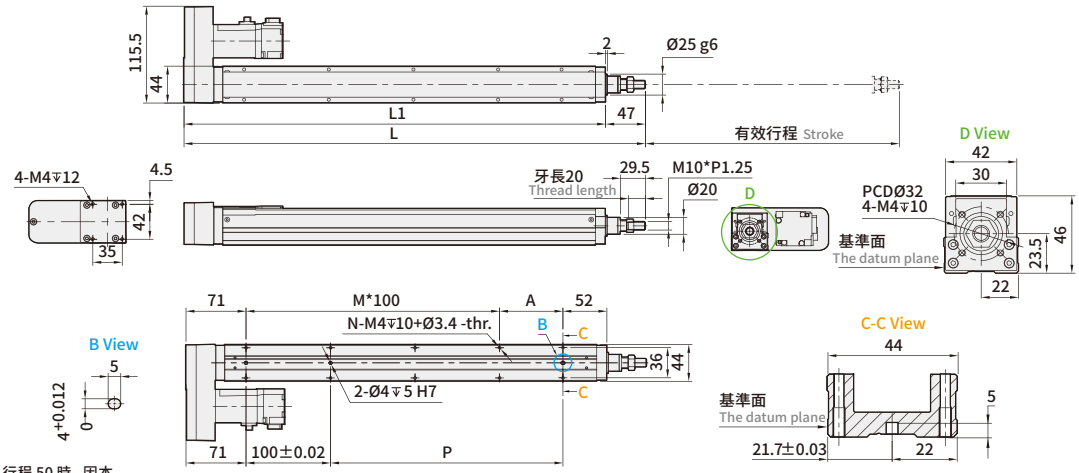

※行程 50 時，因本體上鎖式固定孔會被滑座遮住，僅能使用 4 支螺絲固定，建議客戶本體使用下鎖式固定孔鎖附。

When the stroke is 50mm, if fixing the body from the top to the bottom, the fixing hole will be blocked by slider and only can be uses 4 screws to fix;as a result, suggest that fixing actuator body from the bottom to the top.

有效行程 Stroke	50 ※	100	150	200	250	300	350	400	450	500
L	295	345	395	445	495	545	595	645	695	745
L1	248	298	348	398	448	498	548	598	648	698
A	25	75	25	75	25	75	25	75	25	75
M	1	1	2	2	3	3	4	4	5	5
N	6	6	8	8	10	10	12	12	14	14
P	25	75	125	175	225	275	325	375	425	475
KG	0.70	0.88	1.06	1.24	1.42	1.60	1.78	1.96	2.14	2.32

CTY4 單軸/1-axis

▶ 軌道內嵌 Built-in Guideway ▶ 螺桿驅動 Ball Screw Drive

此圖僅供參考，出貨規格詳見尺寸圖面
The picture is just for the reference. Please check the the actual dimensions on the drawing.

最大行程 Maximum Stroke	最高速度 Maximum Speed	馬達容量 Motor Output	滾珠螺桿 Ball Screw
500mm	600mm/s	100W	ø10mm

型號表示方式 Ordering Method

CTY4 - L2 - 100 - BC - M10B - C4 - 0001

本體型號 Model

行程 Stroke

50-500mm
50間隔 50 mm Pitch

特注式樣 Customization Order No.

螺桿導程 Ball Screw Lead

2	2mm
6	6mm
12	12mm

馬達位置 Motor Position

BC	馬達外露 Motor Exposed
BM	馬達下折 MotorBottom Side
BL	馬達左折 Motor Left Side
BR	馬達右折 Motor Right Side

馬達廠牌、功率 Motor Brand、Power Output

M	三菱 Mitsubishi	05	–	B
P	松下 Panasonic	10	100W	
Y	安川 Yaskawa	20	–	
T	台達 Delta	40	–	

*若無煞車則不表示。*If No Brake,No Description.

原點感應器 Home Sensor

外掛型 Out Side	
C	馬達側 Motor Side
D	反馬達側 Opposite Motor Side
無 SENSOR No Sensor	
E	無 SENSOR No Sensor

*選擇行程50時，有以下限制
When the stroke is 50mm, the sensor installation has the following restrictions:
1. 原點與極限需放置於不同側。
Home sensor and limit sensor has to beinstalled on the different side of body.
2. 滑座左右兩側皆需安裝感應片。

端點極限感應器 Limit Senso

外掛型 Out Side	
3	1只 1 Pc
4	2只 2 Pc
無 SENSOR No Sensor	
5	無 SENSOR No Sensor

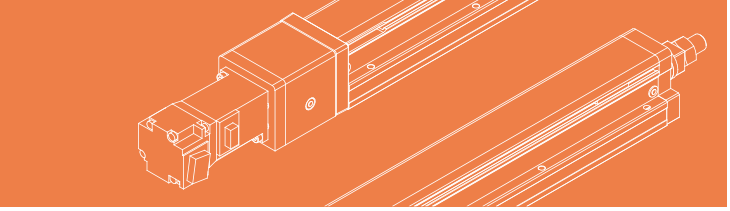

基本仕樣 Specification

規格 Spec	位置重複精度 Repeatability (mm)		±0.01		
	螺桿導程 Ball Screw Lead (mm)		2	6	12
	最高速度 Maximum Speed (mm/s)		100	300	600
	最大可搬重量 Maximum Payload	水平使用 Horizontal (kg) (註1)	25	20	12
		垂直使用 Vertical (kg)	8	5	2
	定格推力 Rated Thrust (N)		424	141	71
	標準行程 Stroke Pitch (mm)		50-500mm / 50間隔 50 mm Pitch		
部品 Parts	AC伺服馬達容量 AC Servo Motor Output (W)		50		
	滾珠螺桿外徑 Ball Screw Ø (mm)		C7Ø10		
	連軸器 Coupling (mm)		7X8		
	原點感應器 Home Sensor	外掛 Outside	CS-6T (NPN)		

※馬達加減速設定0.2秒。
Acceleration and deacceleration value is set 0.2 second.

註1:此荷重條件外部需搭配輔助滑軌以承受徑向負載。
When the stroke is over 300mm, the run-out of the ballscrew will occur.

出力軸變形量 Shaft Output Deformation Value

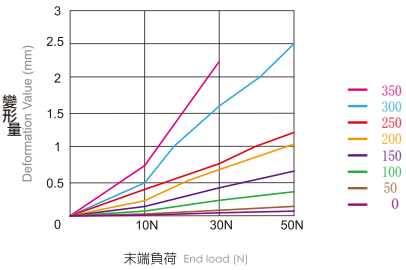

※此圖表為參考值。
No external auxiliary mechanism, extension distance of load = 0.

感應器接線圖<原點極端點> Sensor Layout

一般性負載：如繼電器或其它之電阻性負載
General load : Such as relay or other resistive load

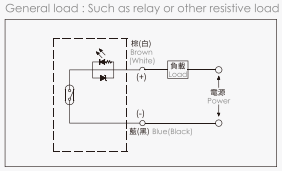

可程式控制器接線圖
Programmable controller connection diagram

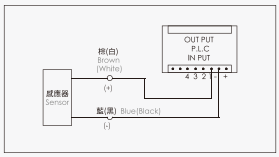

允許安裝負載 Allowable installation load

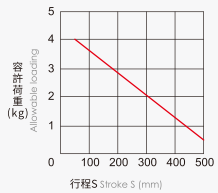

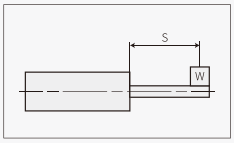

※無外部輔助機構,負載延伸距離0。
No external auxiliary mechanism, extension distance of load = 0.

出力桿的防止迴轉精度 Anti-rotating Accuracy of Rod

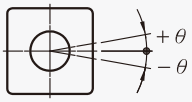

防止迴轉精度 θ Anti-rotating accuracy
±0°

※使用時請避免活塞桿承受迴轉扭力，因為有可能會造成防轉塊變形，導致自動開關反應異常，內部滑軌變形，進而造成增加作動阻抗。
Avoid using the electric actuator in such a way that rotational torque would be applied to the piston rod. This may cause deformation of the Anti-rotating guide, abnormal responses of the auto switch, play in the internal guide or an increase in the sliding resistance.

垂直安裝負載 Load in vertical installation

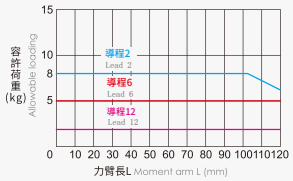

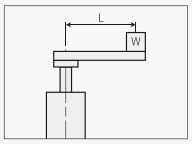

※計算條件:3000rpm/min , 加減速0.2s。
Calculation conditions: 3000 rpm / min, acceleration and deceleration: 0.2s.

搭配伺服馬達一覽表 Suitable Motor Brand

廠牌 Brand	馬達記號 Mark	煞車有無 Brake	馬達容量 Watt	電源電壓 AC-Voltage	伺服馬達型號 Motor Model	驅動器型號 Driver Model
三菱 Mitsubishi	M	無煞車(水平仕樣) No Brake (Horizontal Type)	100	220	HG-KR13	MR-J4-10A
		有煞車(垂直仕樣) With Brake (Vertical Type)	100	220	HG-KR13B	MR-J4-10A
松下 Panasonic	P	無煞車(水平仕樣) No Brake (Horizontal Type)	100	220	MSMD012G1U	MADHT1505
		有煞車(垂直仕樣) With Brake (Vertical Type)	100	220	MSMD012G1V	MADHT1505
台達 Delta	T	無煞車(水平仕樣) No Brake (Horizontal Type)	100	220	ECMA-C20401ES	ASD-B20121-B
		有煞車(垂直仕樣) With Brake (Vertical Type)	100	220	ECMA-C20401FS	ASD-B20121-B

馬達外露/馬達下折
Motor Exposed / Motor Bottom Side

BC 馬達外露 Motor Exposed

2D CAD 3D CAD ● CAD图可至www.entak.cn下载 ●

單位 Unit : mm

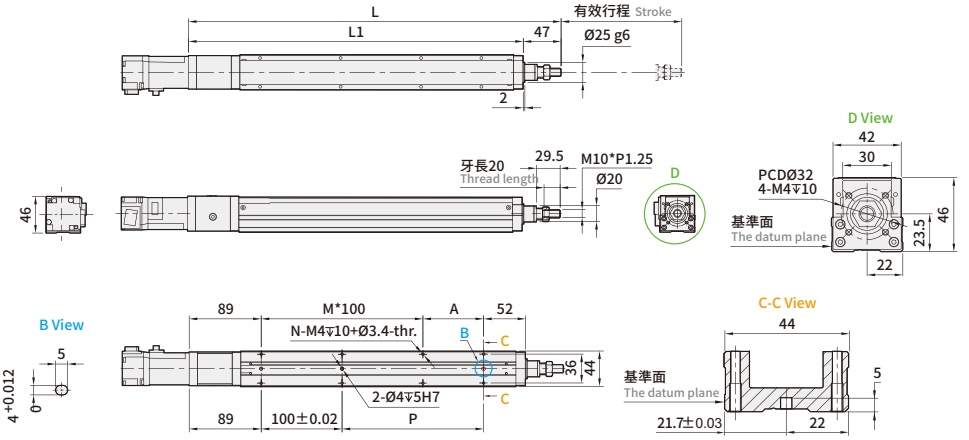

※行程 50 時，因本體上鎖式固定孔會被滑座遮住，僅能使用 4 支螺絲固定，建議客戶本體使用下鎖式固定孔鎖附。
When the stroke is 50mm, if fixing the body from the top to the bottom, the fixing hole will be blocked by slider and only can be uses 4 screws to fix;as a result, suggest that fixing actuator body from the bottom to the top.

有效行程 Stroke	50 ※	100	150	200	250	300	350	400	450	500
L	313	363	413	463	513	563	613	663	713	763
L1	266	316	366	416	466	516	566	616	666	716
A	25	75	25	75	25	75	25	75	25	75
M	1	1	2	2	3	3	4	4	5	5
N	6	6	8	8	10	10	12	12	14	14
P	25	75	125	175	225	275	325	375	425	475
KG	0.70	0.87	1.04	1.22	1.40	1.58	1.76	1.94	2.12	2.30

BM 馬達下折 Motor Bottom Side

2D CAD 3D CAD ● CAD图可至www.entak.cn下载 ●

單位 Unit : mm

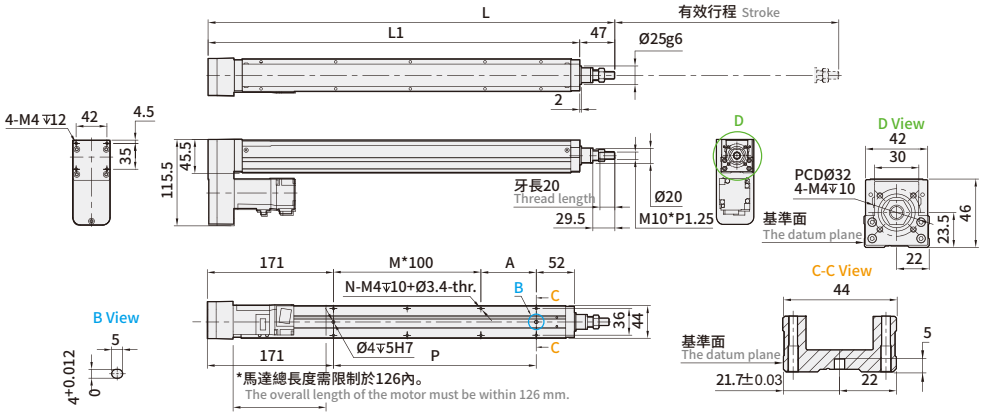

※行程 50 時，因本體上鎖式固定孔會被滑座遮住，僅能使用 4 支螺絲固定，建議客戶本體使用下鎖式固定孔鎖附。
When the stroke is 50mm, if fixing the body from the top to the bottom, the fixing hole will be blocked by slider and only can be uses 4 screws to fix;as a result, suggest that fixing actuator body from the bottom to the top.

有效行程 Stroke	50 ※	100	150	200	250	300	350	400	450	500
L	295	345	395	445	495	545	595	645	695	745
L1	248	298	348	398	448	498	548	598	648	698
A	25	75	25	75	25	75	25	75	25	75
M	0	0	1	1	2	2	3	3	4	4
N	4	4	6	6	8	8	10	10	12	12
P	25	75	125	175	225	275	325	375	425	475
KG	0.70	0.88	1.06	1.24	1.42	1.60	1.78	1.96	2.14	2.32

* 馬達下折時，若選用煞車馬達，或是超出馬達總長度限制時無法套用標準 PIN 孔，如有需求請洽我司業務。
When motor with brake assembled on lower side, or the total length over than spec limit, it may not use standard pinhole. Please contact our sales department if you need more information & requirement.

馬達左折/馬達右折
Motor Left Side / Motor Right Side

BL 馬達左折 Motor Left Side

2D CAD 3D CAD • CAD图可至www.entak.cn下载 •

單位 Unit : mm

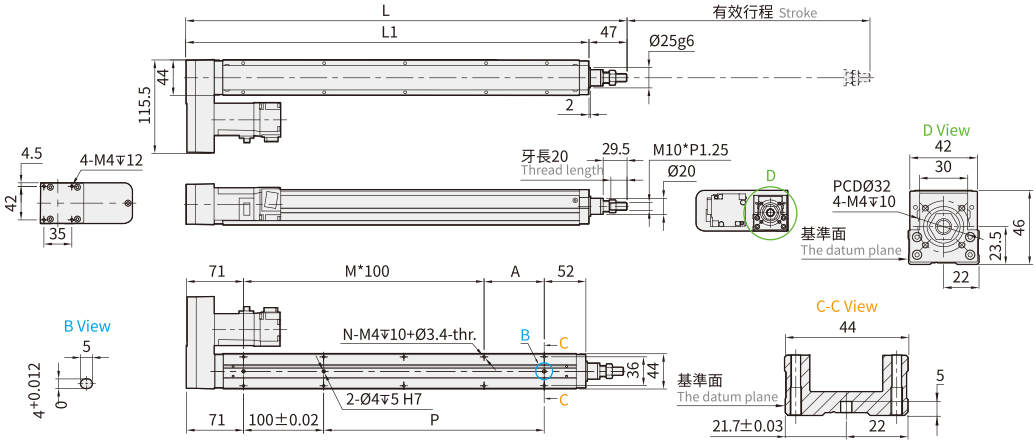

※行程 50 時，因本體上鎖式固定孔會被滑座遮住，僅能使用 4 支螺絲固定，建議客戶本體使用下鎖式固定孔鎖附。
When the stroke is 50mm, if fixing the body from the top to the bottom, the fixing hole will be blocked by slider and only can be uses 4 screws to fix;as a result, suggest that fixing actuator body from the bottom to the top.

有效行程 Stroke	50 ※	100	150	200	250	300	350	400	450	500
L	295	345	395	445	495	545	595	645	695	745
L1	248	298	348	398	448	498	548	598	648	698
A	25	75	25	75	25	75	25	75	25	75
M	1	1	2	2	3	3	4	4	5	5
N	6	6	8	8	10	10	12	12	14	14
P	25	75	125	175	225	275	325	375	425	475
KG	0.70	0.88	1.06	1.24	1.42	1.60	1.78	1.96	2.14	2.32

BR 馬達右折 Motor Right Side

2D CAD 3D CAD • CAD图可至www.entak.cn下载 •

單位 Unit : mm

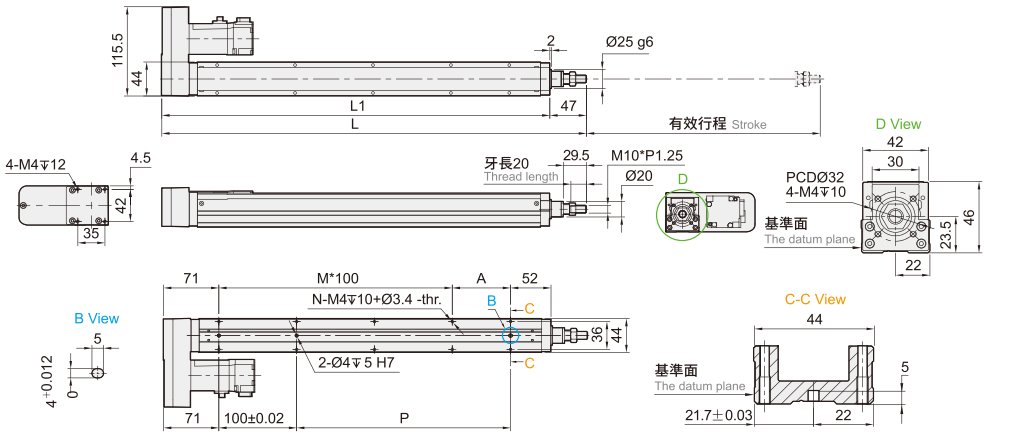

※行程 50 時，因本體上鎖式固定孔會被滑座遮住，僅能使用 4 支螺絲固定，建議客戶本體使用下鎖式固定孔鎖附。
When the stroke is 50mm, if fixing the body from the top to the bottom, the fixing hole will be blocked by slider and only can be uses 4 screws to fix;as a result, suggest that fixing actuator body from the bottom to the top.

有效行程 Stroke	50 ※	100	150	200	250	300	350	400	450	500
L	295	345	395	445	495	545	595	645	695	745
L1	248	298	348	398	448	498	548	598	648	698
A	25	75	25	75	25	75	25	75	25	75
M	1	1	2	2	3	3	4	4	5	5
N	6	6	8	8	10	10	12	12	14	14
P	25	75	125	175	225	275	325	375	425	475
KG	0.70	0.88	1.06	1.24	1.42	1.60	1.78	1.96	2.14	2.32

CTY5 單軸/1-axis

▶ 軌道內嵌 Built-in Guideway ▶ 螺桿驅動 Ball Screw Drive

此圖僅供參考，出貨規格詳見尺寸圖面
The picture is just for the reference. Please check the the actual dimensions on the drawing.

最大行程 Maximum Stroke	600mm
最高速度 Maximum Speed	1000mm/s
馬達容量 Motor Output	100W
滾珠螺桿 Ball Screw	Ø12mm

型號表示方式 Ordering Method

CTY5 - L5 - 100 - BC - M10B - C4 - 0001

本體型號 Model

特注式樣 Customization Order No.

行程 Stroke

50-600mm
50間隔 50 mm Pitch

螺桿導程 Ball Screw Lead

5	5mm
10	10mm
20	20mm

馬達位置 Motor Position

BC	馬達外露 Motor Exposed
BM	馬達下折 Motor Bottom Sid e
BL	馬達左折 Motor Left Side
BR	馬達右折 Motor Right Side

馬達廠牌、功率 Motor Brand、Power Output

M	三菱 Mitsubishi	05	–	B
P	松下 Panasonic	10	100W	
Y	安川 Yaskawa	20	–	
T	台達 Delta	40	–	

*若無煞車則不表示。*If No Brake,No Description.

原點感應器 Home Sensor

外掛型 Out Side	
C	馬達側 Motor Side
D	反馬達側 Opposite Motor Side
無 SENSOR No Sensor	
E	無 SENSOR No Sensor

*選擇行程50時，有以下限制
When the stroke is 50mm, the sensor installation has the following restrictions:
1. 原點與極限需放置於不同側。
Home sensor and limit sensor has to beinstalled on the different side of body.
2. 滑座左右兩側皆需安裝感應片。

端點極限感應器 Limit Senso

外掛型 Out Side	
3	1只 1 Pc
4	2只 2 Pc
無 SENSOR No Sensor	
5	無 SENSOR No Sensor

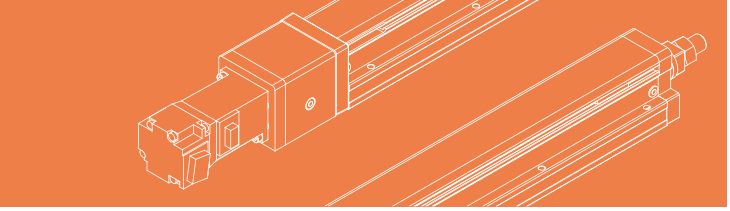

基本仕樣 Specification

規格 Spec	位置重複精度 Repeatability (mm)		±0.01		
	螺桿導程 Ball Screw Lead (mm)		5	10	20
	最高速度 Maximum Speed (mm/s)		250	500	1000
	最大可搬重量 Maximum Payload	水平使用 Horizontal (kg) (註1)	30	15	10
		垂直使用 Vertical (kg)	10	5	2.5
	定格推力 Rated Thrust (N)		341	170	85
	標準行程 Stroke Pitch (mm)		50-600mm/50間隔 50 mm Pitch		
部品 Parts	AC伺服馬達容量 AC Servo Motor Output (W)		100		
	滾珠螺桿外徑 Ball Screw Ø (mm)		C7 ϕ 12		
	連軸器 Coupling (mm)		7X8		
	原點感應器 Home Sensor	外掛 Outside	CS-6T (NPN)		

※馬達加減速設定0.2秒。
Acceleration and deacceleration value is set 0.2 second.

註1:此荷重條件外部需搭配輔助滑軌以承受徑向負載。
When the stroke is over 300mm, the run-out of the ballscrew will occur.

出力軸變形量 Shaft Output Deformation Value

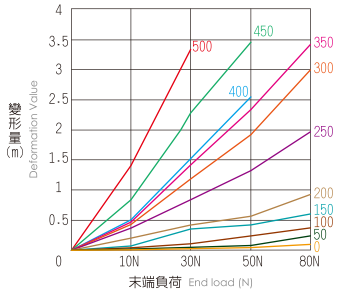

※此圖表為參考值。
No external auxiliary mechanism, extension distance of load = 0.

感應器接線圖<原點極端點> Sensor Layout

一般性負載：如繼電器或其它之電阻性負載
General load : Such as relay or other resistive load

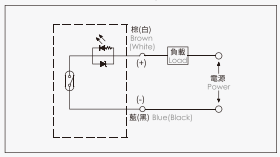

可程式控制器接線圖
Programmable controller connection diagram

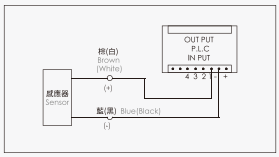

允許安裝負載 Allowable installation load

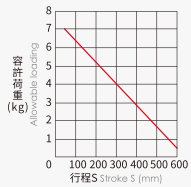

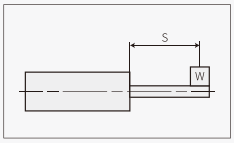

※無外部輔助機構,負載延伸距離0。
No external auxiliary mechanism, extension distance of load = 0.

出力桿的防止迴轉精度 Anti-rotating Accuracy of Rod

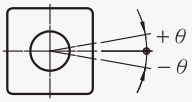

防止迴轉精度 θ Anti-rotating accuracy
±0°

※使用時請避免活塞桿承受迴轉扭力，因為有可能會造成防轉塊變形，導致自動開關反應異常，內部滑軌變形，進而造成增加作動阻抗。
Avoid using the electric actuator in such a way that rotational torque would be applied to the piston rod. This may cause deformation of the Anti-rotating guide, abnormal responses of the auto switch, play in the internal guide or an increase in the sliding resistance.

垂直安裝負載 Load in vertical installation

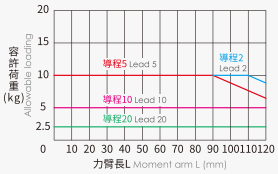

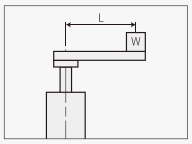

※計算條件:3000rpm/min , 加減速0.2s。
Calculation conditions: 3000 rpm / min, acceleration and deceleration: 0.2s.

搭配伺服馬達一覽表 Suitable Motor Brand

廠牌 Brand	馬達記號 Mark	煞車有無 Brake	馬達容量 Watt	電源電壓 AC-Voltage	伺服馬達型號 Motor Model	驅動器型號 Driver Model
三菱 Mitsubishi	M	無煞車(水平仕樣) No Brake (Horizontal Type)	100	220	HG-KR13	MR-J4-10A
		有煞車(垂直仕樣) With Brake (Vertical Type)	100	220	HG-KR13B	MR-J4-10A
松下 Panasonic	P	無煞車(水平仕樣) No Brake (Horizontal Type)	100	220	MSMD012G1U	MADHT1505
		有煞車(垂直仕樣) With Brake (Vertical Type)	100	220	MSMD012G1V	MADHT1505
台達 Delta	T	無煞車(水平仕樣) No Brake (Horizontal Type)	100	220	ECMA-C20401ES	ASD-B20121-B
		有煞車(垂直仕樣) With Brake (Vertical Type)	100	220	ECMA-C20401FS	ASD-B20121-B

馬達外露/馬達下折
Motor Exposed / Motor Bottom Side

BC 馬達外露 Motor Exposed

2D CAD 3D CAD ● CAD图可至www.entak.cn下载 ●

單位 Unit : mm

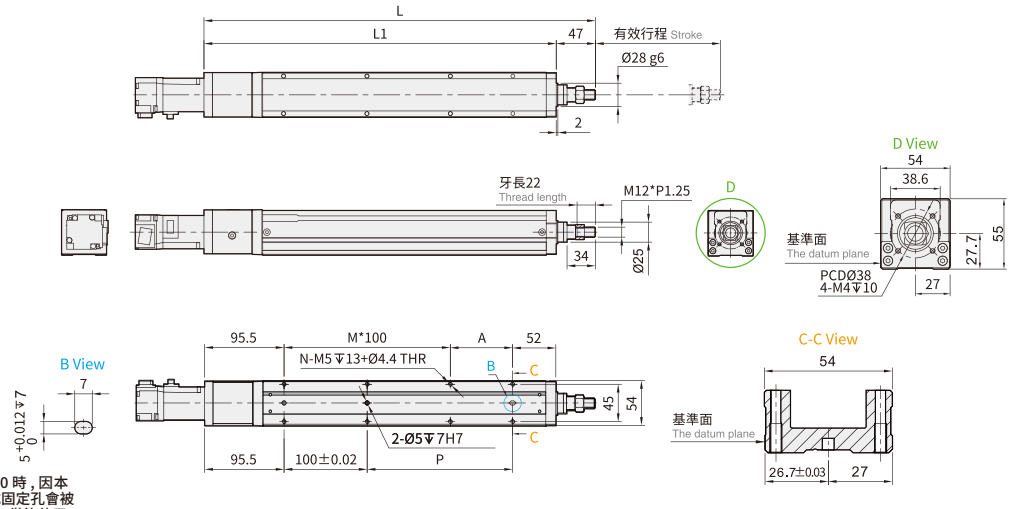

※行程 50 時，因本體上鎖式固定孔會被滑座遮住，僅能使用 4 支螺絲固定，建議客戶本體使用下鎖式固定孔鎖附。
When the stroke is 50mm, if fixing the body from the top to the bottom, the fixing hole will be blocked by slider and only can be uses 4 screws to fix;as a result, suggest that fixing actuator body from the bottom to the top.

有效行程 Stroke	50	100	150	200	250	300	350	400	450	500	550	600
L	319.5	369.5	419.5	469.5	519.5	569.5	619.5	669.5	719.5	769.5	819.5	869.5
L1	272.5	322.5	372.5	422.5	472.5	522.5	572.5	622.5	672.5	722.5	772.5	822.5
A	25	75	25	75	25	75	25	75	25	75	25	75
M	1	1	2	2	3	3	4	4	5	5	6	6
N	6	6	8	8	10	10	12	12	14	14	16	16
P	25	75	125	175	225	275	325	375	425	475	525	575
KG	2.08	2.22	2.35	2.54	2.82	2.93	2.95	3.18	3.29	3.38	3.58	3.71

BM 馬達下折 Motor Bottom Side

2D CAD 3D CAD ● CAD图可至www.entak.cn下载 ●

單位 Unit : mm

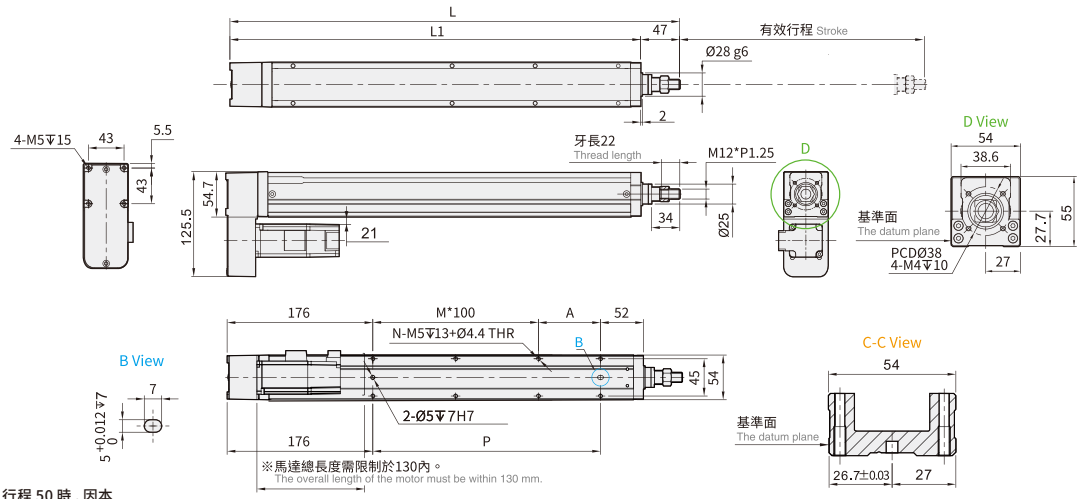

※行程 50 時，因本體上鎖式固定孔會被滑座遮住，僅能使用 4 支螺絲固定，建議客戶本體使用下鎖式固定孔鎖附。
When the stroke is 50mm, if fixing the body from the top to the bottom, the fixing hole will be blocked by slider and only can be uses 4 screws to fix;as a result, suggest that fixing actuator body from the bottom to the top.

有效行程 Stroke	50	100	150	200	250	300	350	400	450	500	550	600
L	300	350	400	450	500	550	600	650	700	750	800	850
L1	253	303	353	403	453	503	553	603	653	703	753	803
A	25	75	25	75	25	75	25	75	25	75	25	75
M	0	0	1	1	2	2	3	3	4	4	5	5
N	4	4	6	6	8	8	10	10	12	12	14	14
P	25	75	125	175	225	275	325	375	425	475	525	575
KG	2.00	2.12	2.35	2.46	2.74	2.85	2.90	3.10	3.21	3.30	3.50	3.63

※馬達下折時，若選用煞車馬達，或是超出馬達總長度限制時無法套用標準 PIN 孔，如有需求請洽我司業務。
When motor with brake assembled on lower side, or the total length over than spec limit, it may not use standard pinhole. Please contact our sales department if you need more information & requirement.

馬達左折/馬達右折
Motor Left Side / Motor Right Side

BL 馬達左折 Motor Left Side

2D CAD 3D CAD ● CAD图可至www.entak.cn下载 ●

單位 Unit : mm

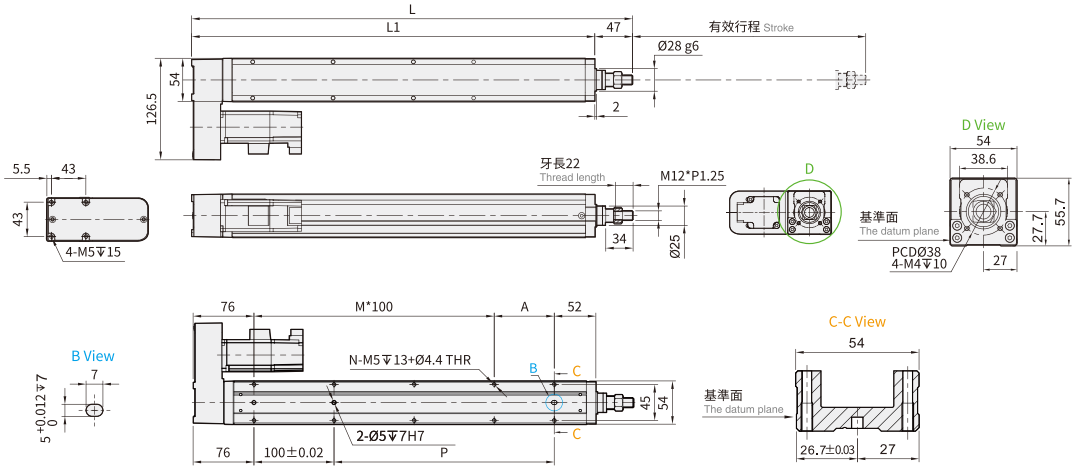

※行程 50 時，因本體上鎖式固定孔會被滑座遮住，僅能使用 4 支螺絲固定，建議客戶本體使用下鎖式固定孔鎖附。
When the stroke is 50mm, if fixing the body from the top to the bottom, the fixing hole will be blocked by slider and only can be uses 4 screws to fix;as a result, suggest that fixing actuator body from the bottom to the top.

有效行程 Stroke	50	100	150	200	250	300	350	400	450	500	550	600
L	300	350	400	450	500	550	600	650	700	750	800	850
L1	253	303	353	403	453	503	553	603	653	703	753	803
A	25	75	25	75	25	75	25	75	25	75	25	75
M	1	1	2	2	3	3	4	4	5	5	6	6
N	6	6	8	8	10	10	12	12	14	14	16	16
P	25	75	125	175	225	275	325	375	425	475	525	575
KG	2.00	2.12	2.35	2.46	2.74	2.85	2.90	3.10	3.21	3.30	3.50	3.63

BR 馬達右折 Motor Right Side

2D CAD 3D CAD ● CAD图可至www.entak.cn下载 ●

單位 Unit : mm

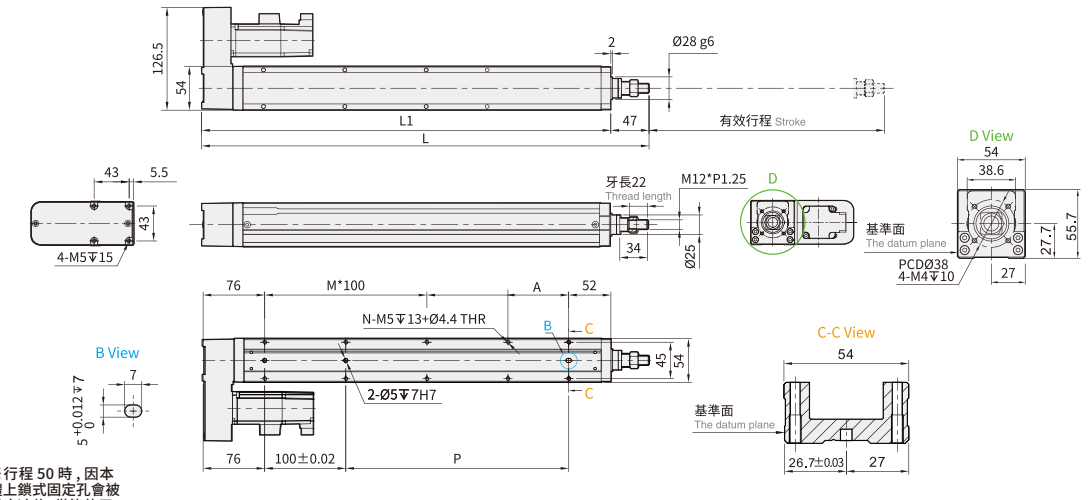

※行程 50 時，因本體上鎖式固定孔會被滑座遮住，僅能使用 4 支螺絲固定，建議客戶本體使用下鎖式固定孔鎖附。
When the stroke is 50mm, if fixing the body from the top to the bottom, the fixing hole will be blocked by slider and only can be uses 4 screws to fix;as a result, suggest that fixing actuator body from the bottom to the top.

有效行程 Stroke	50	100	150	200	250	300	350	400	450	500	550	600
L	300	350	400	450	500	550	600	650	700	750	800	850
L1	253	303	353	403	453	503	553	603	653	703	753	803
A	25	75	25	75	25	75	25	75	25	75	25	75
M	1	1	2	2	3	3	4	4	5	5	6	6
N	6	6	8	8	10	10	12	12	14	14	16	16
P	25	75	125	175	225	275	325	375	425	475	525	575
KG	2.00	2.12	2.35	2.46	2.74	2.85	2.90	3.10	3.21	3.30	3.50	3.63

CTY8 單軸/1-axis

▶ 軌道內嵌 Built-in Guideway ▶ 螺桿驅動 Ball Screw Drive

此圖僅供參考，出貨規格詳見尺寸圖面
The picture is just for the reference. Please check the the actual dimensions on the drawing.

最大行程 Maximum Stroke	最高速度 Maximum Speed	馬達容量 Motor Output	滾珠螺桿 Ball Screw
800mm	1000mm/s	200W	⌀16mm

型號表示方式 Ordering Method

CTY8 - L10 - 100 - BC - M20B - C4 - 0001

本體型號 Model

特注式樣 Customization Order No.

行程 Stroke

50–800mm
50間隔 50 mm Pitch

螺桿導程 Ball Screw Lead

5	5mm
10	10mm
20	20mm

馬達位置 Motor Position

BC	馬達外露 Motor Exposed
BM	馬達下折 Motor Bottom Side
BL	馬達左折 Motor Left Side
BR	馬達右折 Motor Right Side

馬達廠牌、功率 Motor Brand、Power Output

M	三菱 Mitsubishi	05	–	B
P	松下 Panasonic	10	–	
Y	安川 Yaskawa	20	200W	
T	台達 Delta	40	–	

*若無煞車則不表示。*If No Brake,No Description.

原點感應器 Home Sensor

外掛型 Out Side	
C	馬達側 Motor Side
D	反馬達側 Opposite Motor Side
無SENSOR No Sensor	
E	無 SENSOR No Sensor

端點極限感應器 Limit Senso

外掛型 Out Side	
3	1只 1 Pc
4	2只 2 Pc
無SENSOR No Sensor	
5	無 SENSOR No Sensor

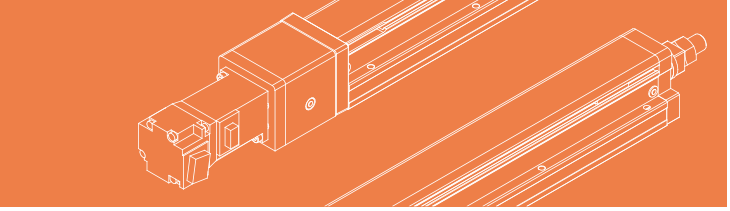

基本仕樣 Specification

規格 Spec	位置重複精度 Repeatability (mm)		±0.01		
	螺桿導程 Ball Screw Lead (mm)		5	10	20
	最高速度 Maximum Speed (mm/s) ※1		250	500	1000
	最大可搬重量 Maximum Payload	水平使用 Horizontal (kg)(註1)	50	30	18
		垂直使用 Vertical (kg)	15	8	3
	定格推力 Rated Thrust (N)		683	341	174
	標準行程 Stroke Pitch (mm)※2		50-800mm / 50 間隔 50 mm Pitch		
部品 Parts	AC 伺服馬達容量 AC Servo Motor Output (W)		200		
	滾珠螺桿外徑 Ball Screw Ø (mm)		C7Ø16		
	連軸器 Coupling (mm)		10X14/11 (註 2)		
	原點感應器 Home Sensor	外掛 Outside	CS-6T (NPN)		

※1 馬達加減速設定 0.2 秒。
Acceleration and deacceleration value is set 0.2 second.
※2 行程超過 750 時，會產生螺桿偏擺，此時請將速度調降。
When the stroke is over 750mm, the run-out of the ballscrew will occur. We recommend to low down the working speed under this circumstances.

出力軸變形量 Shaft Output Deformation Value

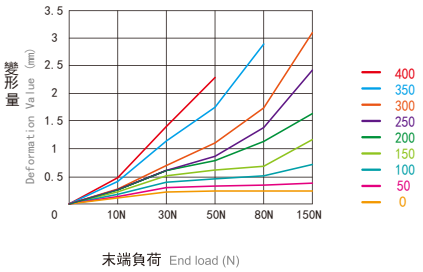

＊此圖表為參考值。
This form is only reference values.

註 1: 使用 Panasonic 200W 馬達時，馬達軸心為 Ø11；其他廠牌，馬達軸心為 Ø14。
Motor (200W) Shaft Diameter: Panasonic: 11mm; Other: 14mm.
註 2: 此荷重條件外部需搭配輔助滑軌以承受徑向負載。
When the stroke is over 300mm, the run-out of the ballscrew will occur.

感應器接線圖 < 原點極端點 > Sensor Layout

一般性負載：如繼電器或其它之電阻性負載
General load : Such as relay or other resistive load

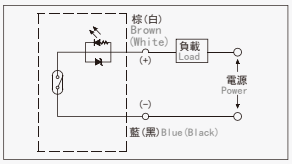

可程式控制器接線圖
Programmable controller connection diagram

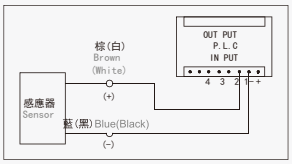

容許負載力距表 Allowable Overhang

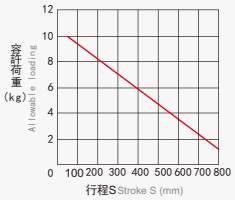

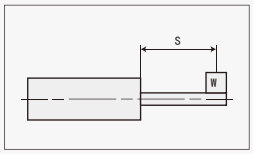

*無外部輔助機構，負載延伸距離0□
No external auxiliary mechanism, extension distance of load = 0.

出力桿的防止迴轉精度 Anti-rotating Accuracy of Rod

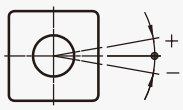

防止迴轉精度 θ Anti-rotating accuracy
±0°

*使用時請避免活塞桿承受迴轉扭力，因為有可能會造成防轉塊變形，導致自動開關反應異常，內部滑軌變形，進而造成增加作動阻抗。
Avoid using the electric actuator in such a way that rotational torque would be applied to the piston rod. This may cause deformation of the Anti-rotating guide, abnormal responses of the auto switch, play in the internal guide or an increase in the sliding resistance.

垂直安裝負載 Load in Vertical Installation

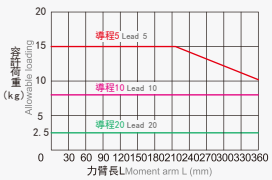

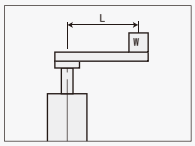

*計算條件：3000rpm/min，加減速0.2s 。
Calculation conditions: 3000 rpm / min, acceleration and deceleration: 0.2s.

搭配伺服馬達一覽表 Suitable Motor Brand

廠牌 Brand	馬達記號 Mark	煞車有無 Brake	馬達容量 Watt	電源電壓 AC-Voltage	伺服馬達型號 Motor Model	驅動器型號 Driver Model
三菱 Mitsubishi	M	無煞車（水平仕樣） No Brake (Horizontal Type)	200	220	HG-KR23	MR-J4-20A
		有煞車（垂直仕樣） With Brake (Vertical Type)	200	220	HG-KR23B	MR-J4-20A
松下 Panasonic	P	無煞車（水平仕樣） No Brake (Horizontal Type)	200	220	MHMD022G1U	MADHT1507
		有煞車（垂直仕樣） With Brake (Vertical Type)	200	220	MHMD022G1V	MADHT1507
台達 Delta	T	無煞車（水平仕樣） No Brake (Horizontal Type)	200	220	ECMA-C20602ES	ASD-B20221-B
		有煞車（垂直仕樣） With Brake (Vertical Type)	200	220	ECMA-C20602FS	ASD-B20221-B

馬達外露/馬達下折
Motor Exposed / Motor Bottom Side

BC 馬達外露 Motor Exposed

2D CAD 3D CAD ● CAD图可至www.entak.cn下载 ●

單位 Unit : mm

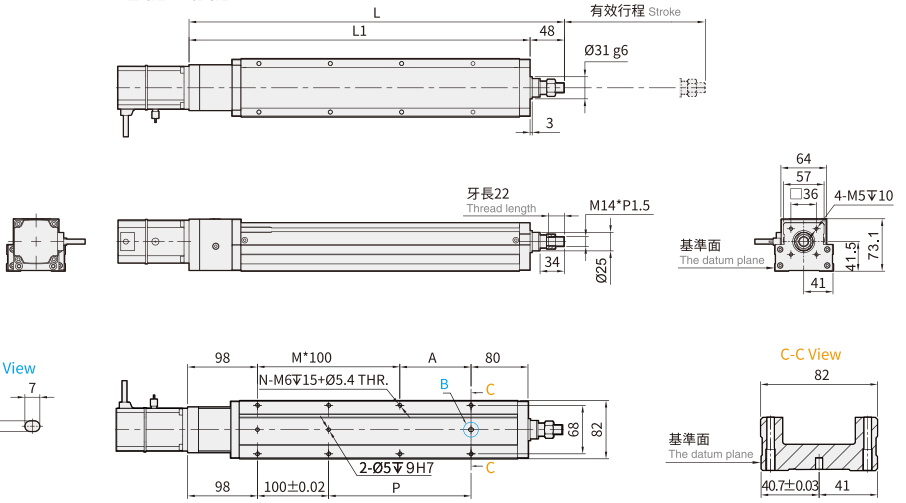

※行程 50 時，因本體上鎖式固定孔會被滑座遮住，僅能使用 4 支螺絲固定，建議客戶本體使用下鎖式固定孔鎖附。
When the stroke is 50mm, if fixing the body from the top to the bottom, the fixing hole will be blocked by slider and only can be uses 4 screws to fix;as a result, suggest that fixing actuator body from the bottom to the top.

有效行程 Stroke	50	100	150	200	250	300	350	400	450	500	550	600	650	700	750	800
L	376	426	476	526	576	626	676	726	776	826	876	926	976	1026	1076	1126
L1	328	378	428	478	528	578	628	678	728	778	828	878	928	978	1028	1078
A	50	100	50	100	50	100	50	100	50	100	50	100	50	100	50	100
M	1	1	2	2	3	3	4	4	5	5	6	6	7	7	8	8
N	6	6	8	8	10	10	12	12	14	14	16	16	18	18	20	20
P	50	100	150	200	250	300	350	400	450	500	550	600	650	700	750	800
KG	4.06	4.44	4.85	5.15	5.50	5.83	6.15	6.50	6.79	7.12	7.56	7.86	8.27	8.56	8.80	9.11

BM 馬達下折 Motor Bottom Side

2D CAD 3D CAD ● CAD图可至www.entak.cn下载 ●

單位 Unit : mm

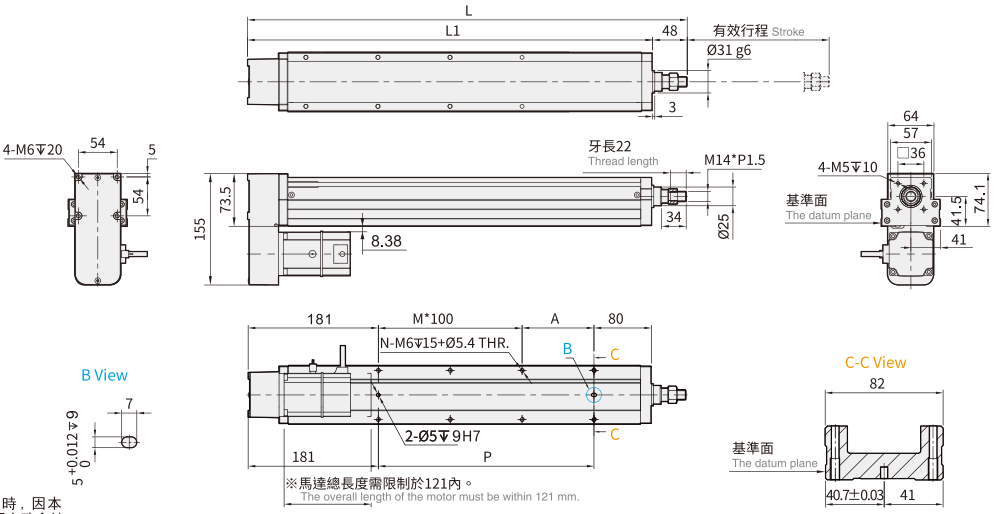

※行程 50 時，因本體上鎖式固定孔會被滑座遮住，僅能使用 4 支螺絲固定，建議客戶本體使用下鎖式固定孔鎖附。
When the stroke is 50mm, if fixing the body from the top to the bottom, the fixing hole will be blocked by slider and only can be uses 4 screws to fix;as a result, suggest that fixing actuator body from the bottom to the top.

有效行程 Stroke	50	100	150	200	250	300	350	400	450	500	550	600	650	700	750	800
L	359	409	459	509	559	609	659	709	759	809	859	909	959	1009	1059	1109
L1	311	361	411	461	511	561	611	661	711	761	811	861	911	961	1011	1061
A	50	100	50	100	50	100	50	100	50	100	50	100	50	100	50	100
M	0	0	1	1	2	2	3	3	4	4	5	5	6	6	7	7
N	4	4	6	6	8	8	10	10	12	12	14	14	16	16	18	18
P	50	100	150	200	250	300	350	400	450	500	550	600	650	700	750	800
KG	4.16	4.54	4.95	5.30	5.60	5.93	6.25	6.60	6.89	7.22	7.66	7.96	8.37	8.66	8.90	9.21

※馬達下折時，若選用煞車馬達，或是超出馬達總長度限制時無法套用標準 PIN 孔，如有需求請洽我司業務。
When motor with brake assembled on lower side, or the total length over than spec limit, it may not use standard pinhole. Please contact our sales department if you need more information & requirement.

馬達左折/馬達右折
Motor Left Side / Motor Right Side

BL 馬達左折 Motor Left Side

2D CAD 3D CAD ● CAD图可至www.entak.cn下载 ●

單位 Unit : mm

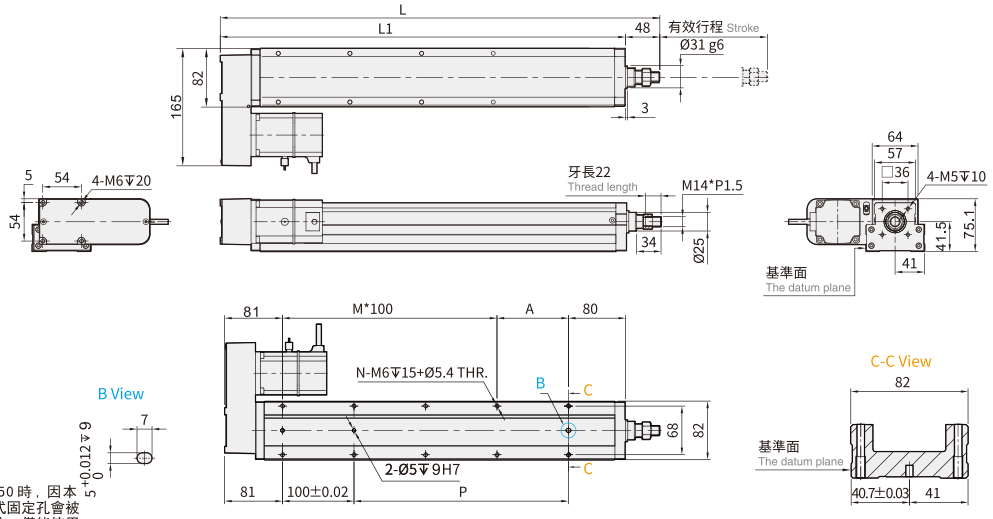

※行程 50 時，因本體上鎖式固定孔會被滑座遮住，僅能使用 4 支螺絲固定，建議客戶本體使用下鎖式固定孔鎖附。
When the stroke is 50mm, if fixing the body from the top to the bottom, the fixing hole will be blocked by slider and only can be uses 4 screws to fix;as a result, suggest that fixing actuator body from the bottom to the top.

有效行程 Stroke	50	100	150	200	250	300	350	400	450	500	550	600	650	700	750	800
L	359	409	459	509	559	609	659	709	759	809	859	909	959	1009	1059	1109
L1	311	361	411	461	511	561	611	661	711	761	811	861	911	961	1011	1061
A	50	100	50	100	50	100	50	100	50	100	50	100	50	100	50	100
M	1	1	2	2	3	3	4	4	5	5	6	6	7	7	8	8
N	6	6	8	8	10	10	12	12	14	14	16	16	18	18	20	20
P	50	100	150	200	250	300	350	400	450	500	550	600	650	700	750	800
KG	4.16	4.54	4.95	5.30	5.60	5.93	6.25	6.60	6.89	7.22	7.66	7.96	8.37	8.66	8.90	9.21

BR 馬達右折 Motor Right Side

2D CAD 3D CAD ● CAD图可至www.entak.cn下载 ●

單位 Unit : mm

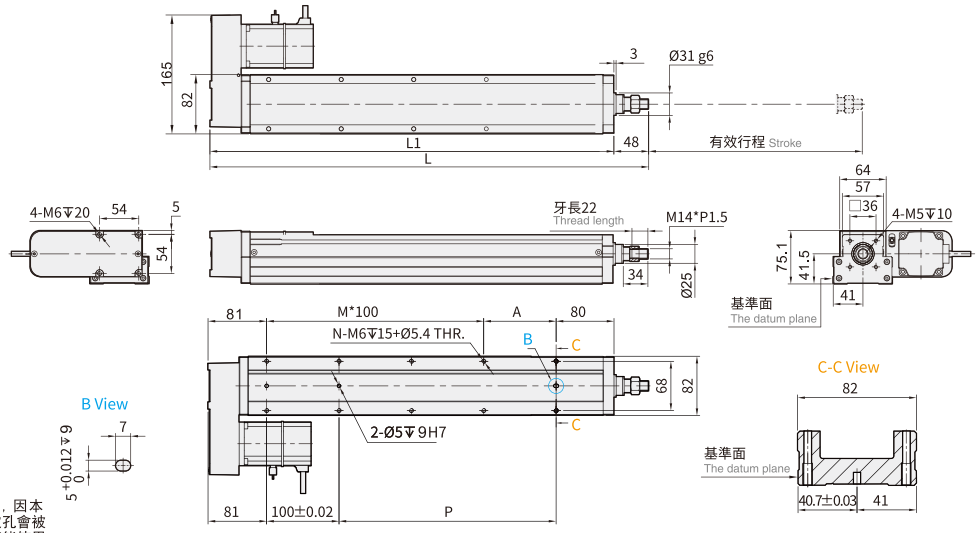

※行程 50 時，因本體上鎖式固定孔會被滑座遮住，僅能使用 4 支螺絲固定，建議客戶本體使用下鎖式固定孔鎖附。
When the stroke is 50mm, if fixing the body from the top to the bottom, the fixing hole will be blocked by slider and only can be uses 4 screws to fix;as a result, suggest that fixing actuator body from the bottom to the top.

有效行程 Stroke	50	100	150	200	250	300	350	400	450	500	550	600	650	700	750	800
L	359	409	459	509	559	609	659	709	759	809	859	909	959	1009	1059	1109
L1	311	361	411	461	511	561	611	661	711	761	811	861	911	961	1011	1061
A	50	100	50	100	50	100	50	100	50	100	50	100	50	100	50	100
M	1	1	2	2	3	3	4	4	5	5	6	6	7	7	8	8
N	6	6	8	8	10	10	12	12	14	14	16	16	18	18	20	20
P	50	100	150	200	250	300	350	400	450	500	550	600	650	700	750	800
KG	4.16	4.54	4.95	5.30	5.60	5.93	6.25	6.60	6.89	7.22	7.66	7.96	8.37	8.66	8.90	9.21

CTY8 單軸/1-axis

▶ 軌道內嵌 Built-in Guideway ▶ 螺桿驅動 Ball Screw Drive

此圖僅供參考，出貨規格詳見尺寸圖面
The picture is just for the reference. Please check the the actual dimensions on the drawing.

最大行程 Maximum Stroke	最高速度 Maximum Speed	馬達容量 Motor Output	滾珠螺桿 Ball Screw
800mm	1000mm/s	400W	Ø16mm

型號表示方式 Ordering Method

CTY8 - L10 - 100 - BC - M40B - C4 - 0001

本體型號 Model

行程 Stroke

50-800mm
50間隔 50 mm Pitch

螺桿導程 Ball Screw Lead

5	5mm
10	10mm
20	20mm

馬達位置 Motor Position

BC	馬達外露 Motor Exposed
BM	馬達下折 Motor Bottom Sid e
BL	馬達左折 Motor Left Side
BR	馬達右折 Motor Right Side

馬達廠牌、功率 Motor Brand、Power Output

M	三菱 Mitsubishi	05	-	B
P	松下 Panasonic	10	-	
Y	安川 Yaskawa	20	-	
T	台達 Delta	40	400W	

*若無煞車則不表示。*If No Brake,No Description.

原點感應器 Home Sensor

外掛型 Out Side	
C	馬達側 Motor Side
D	反馬達側 Opposite Motor Side
無SENSOR No Sensor	
E	無 SENSOR No Sensor

端點極限感應器 Limit Senso

外掛型 Out Sid	
3	1只 1 Pc
4	2只 2 Pc
無SENSOR No Sensor	
5	無 SENSOR No Sensor

特注式樣 Customization Order No.



基本仕樣 Specification

規格 Spec	位置重複精度 Repeatability (mm)		±0.01		
	螺桿導程 Ball Screw Lead (mm)		5	10	20
	最高速度 Maximum Speed (mm/s)		250	500	1000
	最大可搬重量 Maximum Payload	水平使用 Horizontal (kg) (註1)	50	30	18
		垂直使用 Vertical (kg)	15	8	3
	定格推力 Rated Thrust (N)		1388	694	347
	標準行程 Stroke Pitch (mm)		50-800mm/50間隔 50 mm Pitch		
部品 Parts	AC伺服馬達容量 AC Servo Motor Output (W)		400		
	滾珠螺桿外徑 Ball Screw Ø (mm)		C7 ϕ 16		
	連軸器 Coupling (mm)		10X14		
	原點感應器 Home Sensor	外掛 Outside	CS-6T (NPN)		

出力軸變形量 Shaft Output Deformation Value

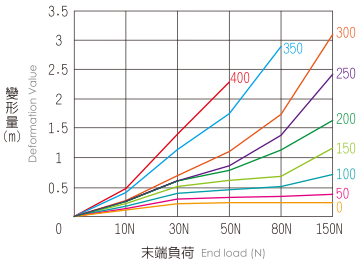

※此圖表為參考值。
No external auxiliary mechanism, extension distance of load = 0.

※行程超過750時，會產生螺桿偏擺，此時請將速度調降。
When the stroke is over 750mm, the run-out of the ballscrew will occur.
We recommend to low down the working speed under this circumstances.

※馬達加減速設定0.2秒。
Acceleration and deacceleration value is set 0.2 second.

註1:此荷重條件外部需搭配輔助滑軌以承受徑向負載。
When the stroke is over 300mm, the run-out of the ballscrew will occur.

感應器接線圖<原點極端點> Sensor Layout

一般性負載：如繼電器或其它之電阻性負載
General load : Such as relay or other resistive load

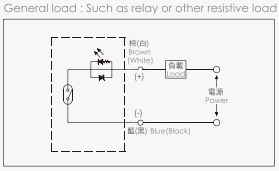

可程式控制器接線圖
Programmable controller connection diagram

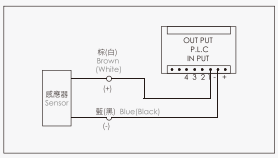

允許安裝負載 Allowable installation load

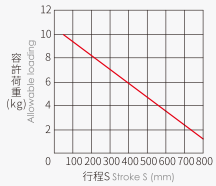

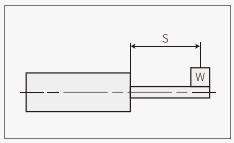

※無外部輔助機構,負載延伸距離0。
No external auxiliary mechanism, extension distance of load = 0.

出力桿的防止迴轉精度 Anti-rotating Accuracy of Rod

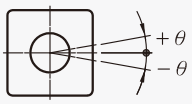

防止迴轉精度 θ Anti-rotating accuracy
±0°

※使用時請避免活塞桿承受迴轉扭力，因為有可能會造成防轉塊變形，導致自動開關反應異常，內部滑軌變形，進而造成增加作動阻抗。
Avoid using the electric actuator in such a way that rotational torque would be applied to the piston rod. This may cause deformation of the Anti-rotating guide, abnormal responses of the auto switch, play in the internal guide or an increase in the sliding resistance.

垂直安裝負載 Load in vertical installation

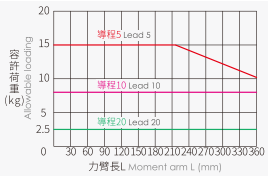

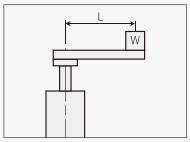

※計算條件:3000rpm/min , 加減速0.2s。
Calculation conditions: 3000 rpm / min, acceleration and deceleration: 0.2s.

搭配伺服馬達一覽表 Suitable Motor Brand

廠牌 Brand	馬達記號 Mark	煞車有無 Brake	馬達容量 Watt	電源電壓 AC-Voltage	伺服馬達型號 Motor Model	驅動器型號 Driver Model
三菱 Mitsubishi	M	無煞車(水平仕樣) No Brake (Horizontal Type)	400	220	HG-KR43	MR-J4-40A
		有煞車(垂直仕樣) With Brake (Vertical Type)	400	220	HG-KR43B	MR-J4-40A
松下 Panasonic	P	無煞車(水平仕樣) No Brake (Horizontal Type)	400	220	MHMD042G1U	MBDHT2510
		有煞車(垂直仕樣) With Brake (Vertical Type)	400	220	MHMD042G1V	MBDHT2510
台達 Delta	T	無煞車(水平仕樣) No Brake (Horizontal Type)	400	220	ECMA-C20604ES	ASD-B20421-B
		有煞車(垂直仕樣) With Brake (Vertical Type)	400	220	ECMA-C20604FS	ASD-B20421-B

馬達外露/馬達下折

Motor Exposed / Motor Bottom Side

BC 馬達外露 Motor Exposed

2D CAD 3D CAD ● CAD图可至www.entak.cn下载 ●

單位 Unit : mm

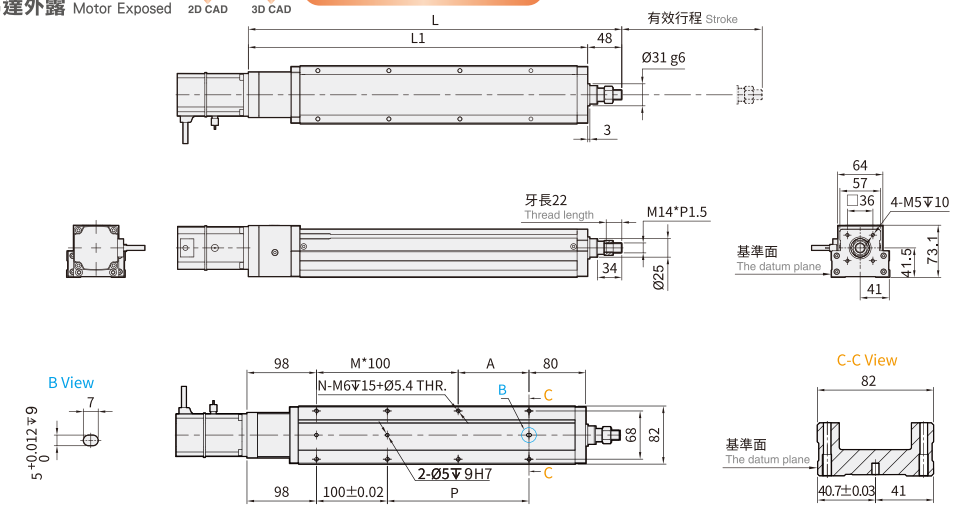

※行程 50 時，因本體上鎖式固定孔會被滑座遮住，僅能使用 4 支螺絲固定，建議客戶本體使用下鎖式固定孔鎖附。
When the stroke is 50mm, if fixing the body from the top to the bottom, the fixing hole will be blocked by slider and only can be uses 4 screws to fix;as a result, suggest that fixing actuator body from the bottom to the top.

有效行程 Stroke	50	100	150	200	250	300	350	400	450	500	550	600	650	700	750	800
L	376	426	476	526	576	626	676	726	776	826	876	926	976	1026	1076	1126
L1	328	378	428	478	528	578	628	678	728	778	828	878	928	978	1028	1078
A	50	100	50	100	50	100	50	100	50	100	50	100	50	100	50	100
M	1	1	2	2	3	3	4	4	5	5	6	6	7	7	8	8
N	6	6	8	8	10	10	12	12	14	14	16	16	18	18	20	20
P	50	100	150	200	250	300	350	400	450	500	550	600	650	700	750	800
KG	4.06	4.44	4.85	5.15	5.50	5.83	6.15	6.50	6.79	7.12	7.56	7.86	8.27	8.56	8.80	9.11

BM 馬達下折 Motor Bottom Side

2D CAD 3D CAD ● CAD图可至www.entak.cn下载 ●

單位 Unit : mm

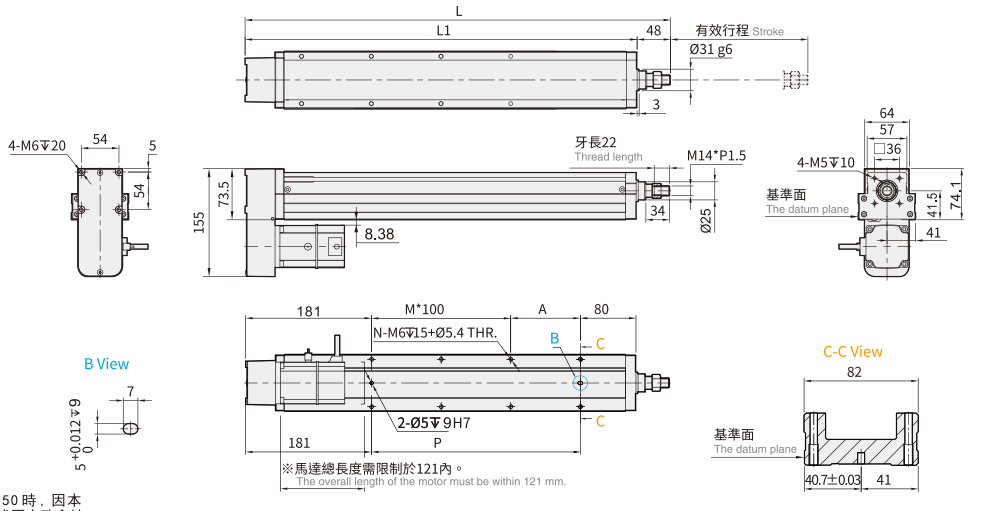

※行程 50 時，因本體上鎖式固定孔會被滑座遮住，僅能使用 4 支螺絲固定，建議客戶本體使用下鎖式固定孔鎖附。
When the stroke is 50mm, if fixing the body from the top to the bottom, the fixing hole will be blocked by slider and only can be uses 4 screws to fix;as a result, suggest that fixing actuator body from the bottom to the top.

有效行程 Stroke	50	100	150	200	250	300	350	400	450	500	550	600	650	700	750	800
L	359	409	459	509	559	609	659	709	759	809	859	909	959	1009	1059	1109
L1	311	361	411	461	511	561	611	661	711	761	811	861	911	961	1011	1061
A	50	100	50	100	50	100	50	100	50	100	50	100	50	100	50	100
M	0	0	1	1	2	2	3	3	4	4	5	5	6	6	7	7
N	4	4	6	6	8	8	10	10	12	12	14	14	16	16	18	18
P	50	100	150	200	250	300	350	400	450	500	550	600	650	700	750	800
KG	4.16	4.54	4.95	5.30	5.60	5.93	6.25	6.60	6.89	7.22	7.66	7.96	8.37	8.66	8.90	9.21

※馬達下折時，若選用煞車馬達，或是超出馬達總長度限制時無法套用標準 PIN 孔，如有需求請洽我司業務。
When motor with brake assembled on lower side, or the total length over than spec limit, it may not use standard pinhole. Please contact our sales department if you need more information & requirement.

馬達左折/馬達右折
Motor Left Side / Motor Right Side

BL 馬達左折 Motor Left Side

2D CAD 3D CAD ● CAD图可至www.entak.cn下載 ●

單位 Unit : mm

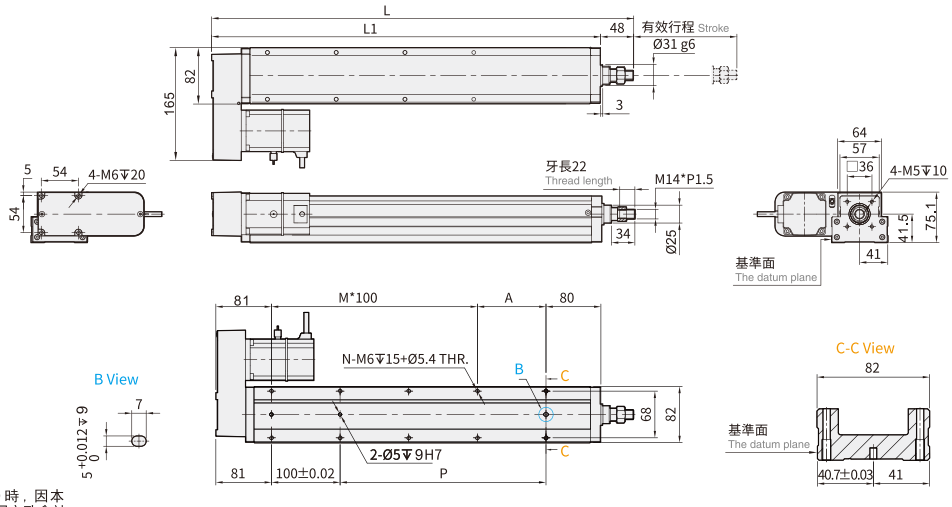

※行程 50 時，因本體上鎖式固定孔會被滑座遮住，僅能使用 4 支螺絲固定，建議客戶本體使用下鎖式固定孔鎖附。
When the stroke is 50mm, if fixing the body from the top to the bottom, the fixing hole will be blocked by slider and only can be uses 4 screws to fix;as a result, suggest that fixing actuator body from the bottom to the top.

有效行程 Stroke	50	100	150	200	250	300	350	400	450	500	550	600	650	700	750	800
L	359	409	459	509	559	609	659	709	759	809	859	909	959	1009	1059	1109
L1	311	361	411	461	511	561	611	661	711	761	811	861	911	961	1011	1061
A	50	100	50	100	50	100	50	100	50	100	50	100	50	100	50	100
M	1	1	2	2	3	3	4	4	5	5	6	6	7	7	8	8
N	6	6	8	8	10	10	12	12	14	14	16	16	18	18	20	20
P	50	100	150	200	250	300	350	400	450	500	550	600	650	700	750	800
KG	4.16	4.54	4.95	5.30	5.60	5.93	6.25	6.60	6.89	7.22	7.66	7.96	8.37	8.66	8.90	9.21

BR 馬達右折 Motor Right Side

2D CAD 3D CAD ● CAD图可至www.entak.cn下載 ●

單位 Unit : mm

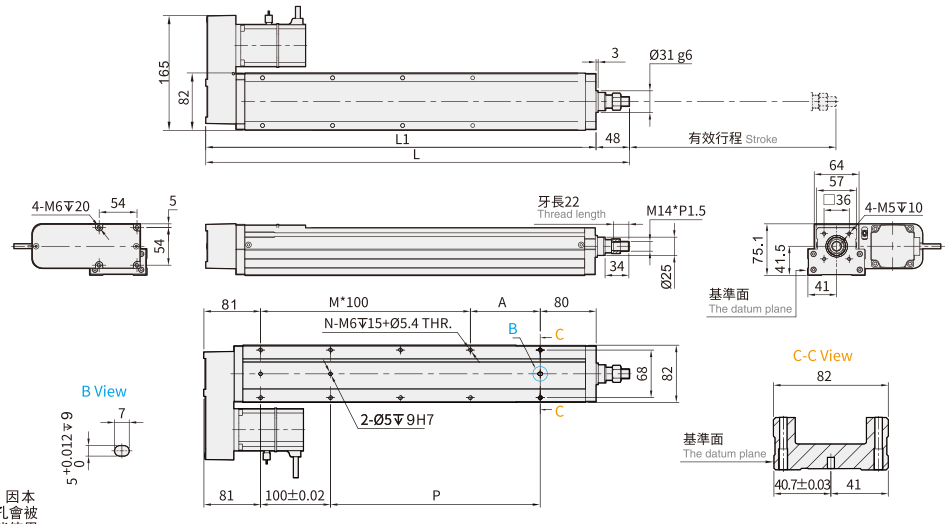

※行程 50 時，因本體上鎖式固定孔會被滑座遮住，僅能使用 4 支螺絲固定，建議客戶本體使用下鎖式固定孔鎖附。
When the stroke is 50mm, if fixing the body from the top to the bottom, the fixing hole will be blocked by slider and only can be uses 4 screws to fix;as a result, suggest that fixing actuator body from the bottom to the top.

有效行程 Stroke	50	100	150	200	250	300	350	400	450	500	550	600	650	700	750	800
L	359	409	459	509	559	609	659	709	759	809	859	909	959	1009	1059	1109
L1	311	361	411	461	511	561	611	661	711	761	811	861	911	961	1011	1061
A	50	100	50	100	50	100	50	100	50	100	50	100	50	100	50	100
M	1	1	2	2	3	3	4	4	5	5	6	6	7	7	8	8
N	6	6	8	8	10	10	12	12	14	14	16	16	18	18	20	20
P	50	100	150	200	250	300	350	400	450	500	550	600	650	700	750	800
KG	4.16	4.54	4.95	5.30	5.60	5.93	6.25	6.60	6.89	7.22	7.66	7.96	8.37	8.66	8.90	9.21

CTY12 單軸/1-axis

▶ 軌道內嵌 Built-in Guideway ▶ 螺桿驅動 Ball Screw Drive

此圖僅供參考，出貨規格詳見尺寸圖面
The picture is just for the reference. Please check the the actual dimensions on the drawing.

最大行程 Maximum Stroke	最高速度 Maximum Speed	馬達容量 Motor Output	滾珠螺桿 Ball Screw
800mm	1600mm/s	400W	Ø16mm

型號表示方式 Ordering Method

CTY12 - L5 - 100 - BC - M40B - C4 - 0001

本體型號 Model

行程 Stroke

50-800mm
50間隔 50 mm Pitch

特注式樣 Customization Order No.

螺桿導程 Ball Screw Lead

5	5mm
10	10mm
20	20mm
32	32mm

馬達位置 Motor Position

BC	馬達外露 Motor Exposed
BM	馬達下折 Motor Bottom Side
BL	馬達左折 Motor Left Side
BR	馬達右折 Motor Right Side

馬達廠牌、功率 Motor Brand、Power Output

M	三菱 Mitsubishi	05	-	B
P	松下 Panasonic	10	-	
Y	安川 Yaskawa	20	-	
T	台達 Delta	40	400W	

*若無煞車則不表示。*If No Brake, No Description.

原點感應器 Home Sensor

外掛型 Out Side	
C	馬達側 Motor Side
D	反馬達側 Opposite Motor Side
無 SENSOR No Sensor	
E	無 SENSOR No Sensor

端點極限感應器 Limit Senso

外掛型 Out Side	
3	1只 1 Pc
4	2只 2 Pc
無 SENSOR No Sensor	
5	無 SENSOR No Sensor



基本仕樣 Specification

規格 Spec	位置重複精度 Repeatability (mm)		±0.01			
	螺桿導程 Ball Screw Lead (mm)		5	10	20	32
	最高速度 Maximum Speed (mm/s)		250	500	1000	1600
	最大可搬重量 Maximum Payload	水平使用 Horizontal (kg) (註1)	110	88	40	30
		垂直使用 Vertical (kg)	33	22	10	8
	定格推力 Rated Thrust (N)		1388	694	347	218
	標準行程 Stroke Pitch (mm)		50-800mm/50間隔 50 mm Pitch			
部品 Parts	AC伺服馬達容量 AC Servo Motor Output (W)		400			
	滾珠螺桿外徑 Ball Screw Ø (mm)		C7 ϕ 16			
	連軸器 Coupling (mm)		10X14			
	原點感應器 Home Sensor	外掛 Outside	CS-6T(NPN)			

※1 馬達加減速設定 0.2 秒。
Acceleration and deacceleration value is set 0.2 second.
※2 行程超過 800 時，會產生螺桿偏擺，此時請將速度調降。
When the stroke is over 800mm, the run-out of the ballscrew will occur. We recommend to low down the working speed under this circumstances.

出力軸變形量 Shaft Output Deformation Value

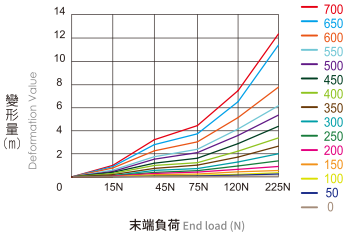

* 此圖表為參考值。
This form is only reference values.

註1：此荷重條件外部需搭配輔助滑軌以承受徑向負載。
When the stroke is over 300mm, the run-out of the ballscrew will occur.

感應器接線圖<原點極端點> Sensor Layout

一般性負載：如繼電器或其它之電阻性負載
General load : Such as relay or other resistive load

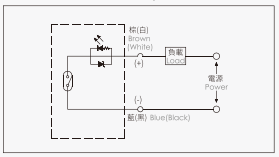

可程式控制器接線圖
Programmable controller connection diagram

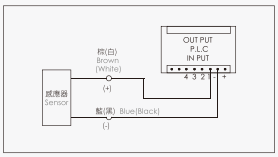

允許安裝負載 Allowable installation load

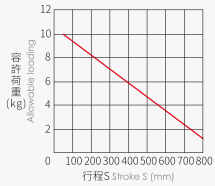

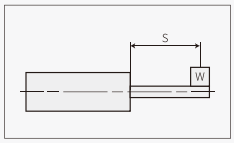

※無外部輔助機構,負載延伸距離0。
No external auxiliary mechanism, extension distance of load = 0.

出力桿的防止迴轉精度 Anti-rotating Accuracy of Rod

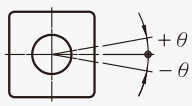

防止迴轉精度 θ Anti-rotating accuracy
±0°

※使用時請避免活塞桿承受迴轉扭力，因為有可能會造成防轉塊變形，導致自動開關反應異常，內部滑軌變形，進而造成增加作動阻抗。
Avoid using the electric actuator in such a way that rotational torque would be applied to the piston rod. This may cause deformation of the Anti-rotating guide, abnormal responses of the auto switch, play in the internal guide or an increase in the sliding resistance.

垂直安裝負載 Load in vertical installation

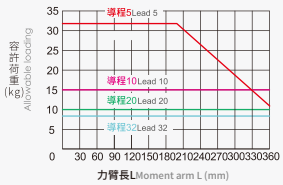

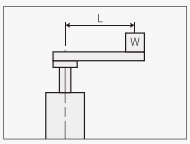

※計算條件:3000rpm/min，加減速0.2s。
Calculation conditions: 3000 rpm / min, acceleration and deceleration: 0.2s.

搭配伺服馬達一覽表 Suitable Motor Brand

廠牌 Brand	馬達記號 Mark	煞車有無 Brake	馬達容量 Watt	電源電壓 AC-Voltage	伺服馬達型號 Motor Model	驅動器型號 Driver Model
三菱 Mitsubishi	M	無煞車(水平仕樣) No Brake (Horizontal Type)	400	220	HG-KR43	MR-J4-40A
		有煞車(垂直仕樣) With Brake (Vertical Type)	400	220	HG-KR43B	MR-J4-40A
松下 Panasonic	P	無煞車(水平仕樣) No Brake (Horizontal Type)	400	220	MHMD042G1U	MBDHT2510
		有煞車(垂直仕樣) With Brake (Vertical Type)	400	220	MHMD042G1V	MBDHT2510
台達 Delta	T	無煞車(水平仕樣) No Brake (Horizontal Type)	400	220	ECMA-C20604ES	ASD-B20421-B
		有煞車(垂直仕樣) With Brake (Vertical Type)	400	220	ECMA-C20604FS	ASD-B20421-B

馬達外露/馬達下折
Motor Exposed / Motor Bottom Side

BC 馬達外露 Motor Exposed

2D CAD 3D CAD ● CAD图可至www.entak.cn下載 ●

單位 Unit : mm

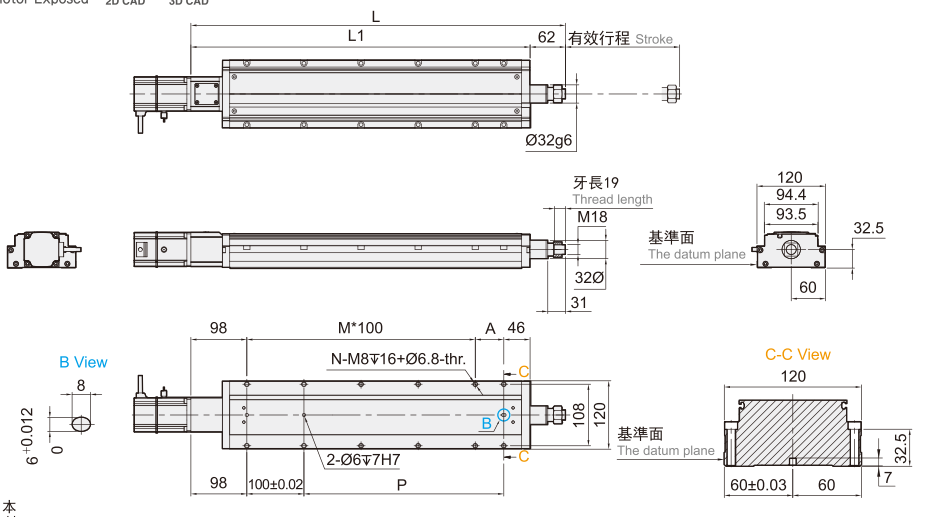

※行程 50 時，因本體上鎖式固定孔會被滑座遮住，僅能使用 4 支螺絲固定，建議客戶本體使用下鎖式固定孔鎖附。
When the stroke is 50mm, if fixing the body from the top to the bottom, the fixing hole will be blocked by slider and only can be uses 4 screws to fix;as a result, suggest that fixing actuator body from the bottom to the top.

有效行程 Stroke	50 ※	100	150	200	250	300	350	400	450	500	550	600	650	700	750	800
L	406	456	506	556	606	656	706	756	806	856	906	956	1006	1056	1106	1156
L1	344	394	444	494	544	594	644	694	744	794	844	894	944	994	1044	1094
A	100	50	100	50	100	50	100	50	100	50	100	50	100	50	100	50
M	1	2	2	3	3	4	4	5	5	6	6	7	7	8	8	9
N	6	8	8	10	10	12	12	14	14	16	16	18	18	20	20	22
P	100	150	200	250	300	350	400	450	500	550	600	650	700	750	800	850
KG	4.86	5.36	5.86	6.36	6.86	7.36	7.86	8.36	8.86	9.36	9.86	10.36	10.86	11.36	11.86	12.36

BM 馬達下折 Motor Bottom Side

2D CAD 3D CAD ● CAD图可至www.entak.cn下載 ●

單位 Unit : mm

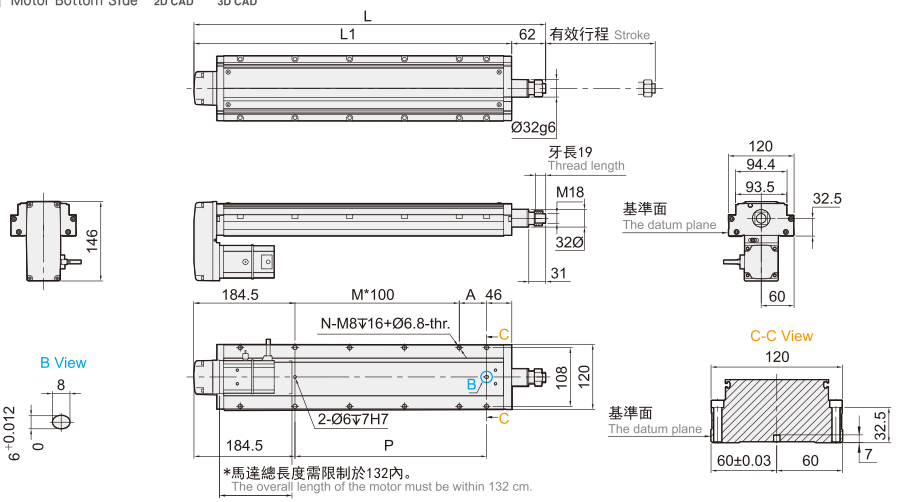

※行程 50 時，因本體上鎖式固定孔會被滑座遮住，僅能使用 4 支螺絲固定，建議客戶本體使用下鎖式固定孔鎖附。
When the stroke is 50mm, if fixing the body from the top to the bottom, the fixing hole will be blocked by slider and only can be uses 4 screws to fix;as a result, suggest that fixing actuator body from the bottom to the top.

有效行程 Stroke	50 ※	100	150	200	250	300	350	400	450	500	550	600	650	700	750	800
L	392. 5	442. 5	492. 5	542. 5	592. 5	642. 5	692. 5	742. 5	792. 5	842. 5	892. 5	942. 5	992. 5	1042. 5	1092. 5	1142. 5
L1	330. 5	380. 5	430. 5	480. 5	530. 5	580. 5	630. 5	680. 5	730. 5	780. 5	830. 5	880. 5	930. 5	980. 5	1030. 5	1080. 5
A	100	50	100	50	100	50	100	50	100	50	100	50	100	50	100	50
M	0	1	1	2	2	3	3	4	4	5	5	6	6	7	7	8
N	4	6	6	8	8	10	10	12	12	14	14	16	16	18	18	20
P	100	150	200	250	300	350	400	450	500	550	600	650	700	750	800	850
KG	5. 32	5. 8	6. 29	6. 77	7. 26	7. 74	8. 23	8. 71	9. 2	9. 68	10. 17	10. 65	11. 14	11. 62	12. 11	12. 59

＊馬達下折時，若選用煞車馬達，或是超出馬達總長度限制時無法套用標準 PIN 孔，如有需求請洽我司業務。
When motor with brake assembled on lower side, or the total length over than spec limit, it may not use standard pinhole. Please contact our sales department if you need more information & requirement.

馬達左折/馬達右折
Motor Left Side / Motor Right Side

BL 馬達左折 Motor Left Side

2D CAD 3D CAD ● CAD图可至www.entak.cn下载 ●

單位 Unit : mm

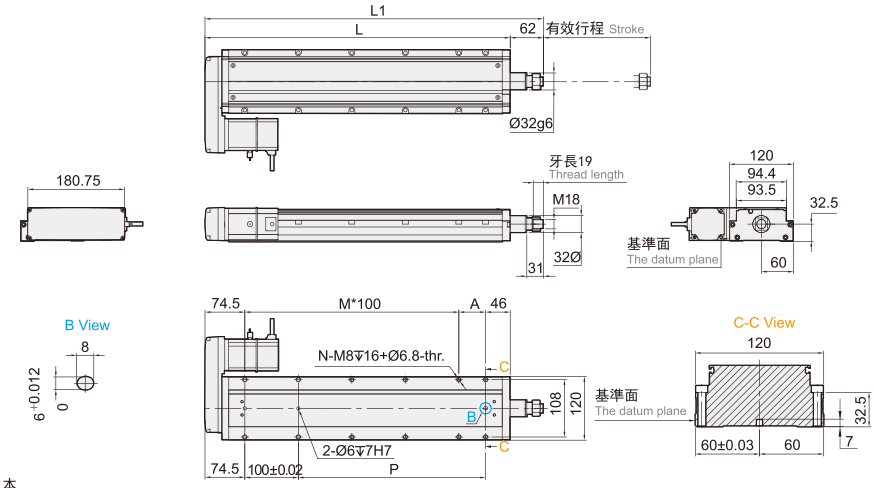

※行程 50 時，因本體上鎖式固定孔會被滑座遮住，僅能使用 4 支螺絲固定，建議客戶本體使用下鎖式固定孔鎖附。
When the stroke is 50mm, if fixing the body from the top to the bottom, the fixing hole will be blocked by slider and only can be uses 4 screws to fix;as a result, suggest that fixing actuator body from the bottom to the top.

有效行程 Stroke	50 ※	100	150	200	250	300	350	400	450	500	550	600	650	700	750	800
L	382.5	432.5	482.5	532.5	582.5	632.5	682.5	732.5	782.5	832.5	882.5	932.5	982.5	1032.5	1082.5	1132.5
L1	320.5	370.5	420.5	470.5	520.5	570.5	620.5	670.5	720.5	770.5	820.5	870.5	920.5	970.5	1020.5	1070.5
A	100	50	100	50	100	50	100	50	100	50	100	50	100	50	100	50
M	1	2	2	3	3	4	4	5	5	6	6	7	7	8	8	9
N	6	8	8	10	10	12	12	14	14	16	16	18	18	20	20	22
P	100	150	200	250	300	350	400	450	500	550	600	650	700	750	800	850
KG	5.32	5.8	6.29	6.77	7.26	7.74	8.23	8.71	9.2	9.68	10.17	10.65	11.14	11.62	12.11	12.59

BR 馬達右折 Motor Right Side

2D CAD 3D CAD ● CAD图可至www.entak.cn下载 ●

單位 Unit : mm

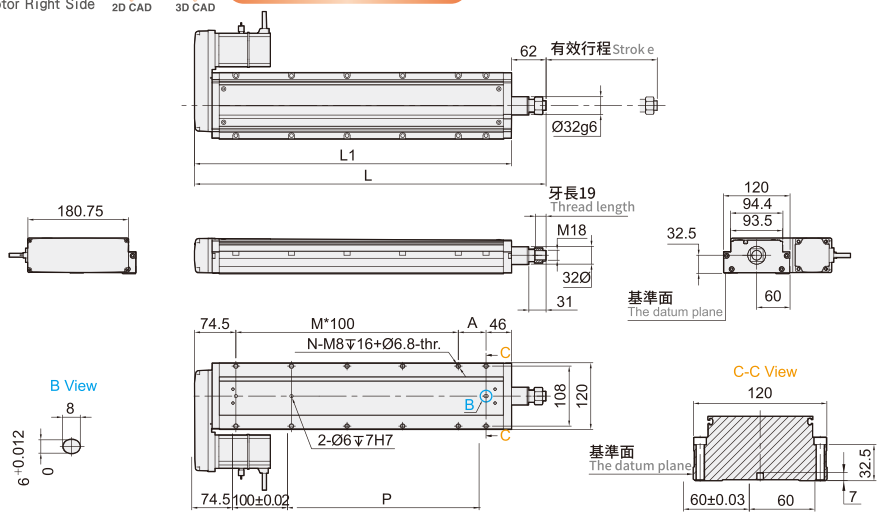

※行程 50 時，因本體上鎖式固定孔會被滑座遮住，僅能使用 4 支螺絲固定，建議客戶本體使用下鎖式固定孔鎖附。
When the stroke is 50mm, if fixing the body from the top to the bottom, the fixing hole will be blocked by slider and only can be uses 4 screws to fix;as a result, suggest that fixing actuator body from the bottom to the top.

有效行程 Stroke	50 ※	100	150	200	250	300	350	400	450	500	550	600	650	700	750	800
L	382.5	432.5	482.5	532.5	582.5	632.5	682.5	732.5	782.5	832.5	882.5	932.5	982.5	1032.5	1082.5	1132.5
L1	320.5	370.5	420.5	470.5	520.5	570.5	620.5	670.5	720.5	770.5	820.5	870.5	920.5	970.5	1020.5	1070.5
A	100	50	100	50	100	50	100	50	100	50	100	50	100	50	100	50
M	1	2	2	3	3	4	4	5	5	6	6	7	7	8	8	9
N	6	8	8	10	10	12	12	14	14	16	16	18	18	20	20	22
P	100	150	200	250	300	350	400	450	500	550	600	650	700	750	800	850
KG	5.32	5.8	6.29	6.77	7.26	7.74	8.23	8.71	9.2	9.68	10.17	10.65	11.14	11.62	12.11	12.59